



# Evaluation on Mechanical properties and Abrasion resistance of Precast Paver blocks using Copper Slag

**C.Merlin Rani**, Assistant Professor, Department of Civil Engineering, SSM Institute of Engineering and Technology, Dindigul, Tamilnadu, India.

Corresponding Author : [merlinrani2001@gmail.com](mailto:merlinrani2001@gmail.com)

**Dr.Dhanasekar.K**, Department of Civil Engineering, AdiShankara institute of Engineering and technology, VidhyaBharthi NagarMatoor, Kalady, Ernakulam, Kerala.

**Dr.N.Sundar**, Assistant Professor, School of Civil Engineering, SASTRA Deemed to be University, Thanjavur, Tamilnadu, India.

**Dr. S. P. M. Kannan**, Professor & Head, Department of Civil Engineering, SACS MAVMM Engineering, College, Alagarkovil, Madurai, Tamilnadu, India.

**DeepanChakravarthiA V**, Assistant Professor, Department of CIVIL, Velammal College of Engineering and Technology, Madurai, Tamilnadu, India.

**Dr.K.Ramesh**, Professor, Department of Civil Engineering PSNA College of Engineering and Technology, Dindigul, Tamilnadu, India.

---

## HIGHLIGHTS

- Assessment on the influence of Copper Slag in Unipaver blocks of M40 Grade with partial replacement of fine aggregate.
- Evaluation on Mechanical properties, water absorption and abrasion resistance on Paver blocks.
- Concluded that a small increment in cost compared to standard paver block but increases the characteristic of concrete paver block and life span of paver block and reduce the maintenance.

---

## Abstract

Paver blocks are flexible pavement surfacing options used for exterior pavement application which is more durable with low maintenance. In this investigation, an attempt is made to exploit the waste from copper industry in the form of slag. At present more than enough, copper slag has been extracted as a waste material from the copper industry. The present study is aimed to utilize Copper Slag in Paver blocks as a supplementary material for fine aggregate and to study its feasibility on the behaviour of paver blocks. Usage of Copper slag as a replacement of fine aggregate substantially reduces the river sand consumption. Experimental investigations are carried out by the replacement of sand in 10%, 20% and 30% of copper slag for M40 grade of concrete to meet the Medium traffic requirements of paver blocks and the mechanical properties are analyzed using compression test and split tension test and also water absorption test and abrasion tests are carried

out as per IS15658:2006. The test results proved that the use of Copper Slag in Paver blocks exhibits desirable mechanical properties, abrasion resistance and water absorption. The present study affirms that Copper Slag can be used as an effective alternative material in interlocking Paver blocks.

### **Keywords**

Unipavers, Compression test, Copper Slag, Split tension test, Abrasion resistance, Water absorption.

### **1. Introduction**

Due to acute demand in mineral wealth, it becomes imperative for the progress of innovative and environment-friendly materials. There has been continuous research process involved in waste generation from industries for the alternative use for sand, since most of the industrial wastes contain silica[1]. Copper slag is a by-product of copper extraction by smelting and it is non-hazardous, non-toxic and non-leachable material, high bulk density, less drying shrinkage of paver block which avoids ground frost, copper slag reduces construction depth and energy demand, thereby expediting its suitability in many of the construction applications[2]. Recently the Concrete paver blocks had been maneuvered on its way because of the major benefits such as low maintenance, durable and hard wearing, environmental friendly and environmental sustainability, abrasion resistance, safer and the best aesthetics than other materials[3] and it has been proved to give satisfactory results when used as a replacement material for fine aggregate [15]. State-of-the-art reviews of block paver technologies designate to have admirable Engineering properties, very good aesthetic appearance and low life cycle and maintenance costs[20].

Pavers may be classified based on the shape, quality of the material, grades of concrete used and the traffic requirements. There are different grades of precast paver blocks namely, M30, M35, M40, M50, M55[5,23]. Out of which M40 grade is selected for the present study, which falls under the Medium traffic category. The principal objective of the present study is to replace the fine aggregate with copper slag in 10%, 20% and 30% and to study the mechanical properties, abrasion resistance and water absorption.

### **2. Review of Literature**

Jaykumar Soni et al. [1] conducted an assessment on the applicability of Fine Copper Slag in Road fill application and concluded the possibility of usage of fine copper slag in the subgrade layer. Caijun Shi et al. [2] reported that copper slag exhibited similar mechanical properties as same as conventional fine aggregate and also proved to have indistinguishable engineering characteristics when used in concrete. Sumit Nandi & Ransinchung[3] revealed that the Reclaimed Asphalt Pavement (RAP) blocks have proved to be effective for medium, heavy, and very-heavy traffic applications. Sai Rahul et al. [4] recommended that the replacement of conventional fine aggregates

with brick wastes in making Recycled Aggregate Paver Blocks leads to exploitation of Construction and Demolition waste. Arjun Siva Rathan et al. [5] carried out an assessment on pervious interlocking Paver blocks (PIPB) and affirmed that the PIPB can be more operative for low volume roads, urban heat island and pavements with drainage problems. Ravindra K. Dhir et al [6] investigated the utilization of Copper Slag in Road Pavement Applications have proved to have remarkable workability and compressive and flexural strengths.

Osman Gencel et al. [7] studied the properties of concrete paving blocks made with waste marble and concluded that Waste marble is well employable as a replacement of conventional aggregate in the concrete paving blocks. Agyeman et al. [8] carried out an investigation to explore the potential of using plastic waste and recommended that the paving blocks made from the recycled plastic waste should be used in non-traffic areas. Bukola Oni et al. [9] reported that utilization of fibres in reinforced pervious concrete pavement brick unfavourably impacts the compressive and splitting tensile strength, while the flexural strength was found to increase moderately. Laura Moretti et al. [10] recommended correction factor for hexagonal pavers for pedestrian areas by carrying out theoretical analysis of stone pavers.

Gyanendra Kumar et al. [11] examined the influence of coarse recycled concrete aggregates (CRCA) from construction & demolition waste can replace up to 60% natural aggregates in Paver blocks. Saleh Alsayed & Mohammad Amjad [12] studied the influence of Riyadh area aggregates in concrete and indicated that the crushed aggregate concrete possesses high compressive strength, more porosity and less water absorption when compared to natural aggregate concrete. Arunchaitanya Samabangi & Arunakanthi Eluru [13] investigated the fresh properties of concrete by utilizing Industrial copper Slag waste as a sustainable material in high strength SCC and observed that the strength was found to be increased with increase in Copper Slag content. Khalifa Al-Jabri et al. [14] examined the use of copper slag as a replacement of sand in high performance concrete and it is recommended that HPC with 40% weight of Copper Slag resulted in good strength and durability properties. Bipra Gorai et al. [15] studied the physico-mechanical characteristics of copper slag and concluded that copper slag can be utilised to make the products like cement, fill, ballast, abrasive, aggregate, roofing granules, glass, tiles, etc.,

Ravindra Dhir et al. [16] showed that the Copper Slag as Concrete Sand had been proved for its potential use in self-compacting, high-strength and high-durability concrete. Nabil Hossiney et al. [17] studied that recycled asphalt pavement (RAP) aggregates provides paving industry more sustainable and environmental benefits thereby reducing the consumption of Portland cement and natural aggregates. Chi Sun Poon & Dixon Chan [18] investigated the inclusion of blended recycled concrete aggregate and crushed clay brick as aggregates in paving blocks and observed that it

resulted in less density, reduction in compressive strength and tensile strength of the paving blocks. Ruijun Wang et al. [19] performed studies on durability and compressive strength of Copper Slag as substitute of sand in concrete and found that the particle size and replacement ratio of CS in concrete preparation should be below 10 mm and 40%, respectively. Bharathi Murugan et al. [20] reported that the use of crumb rubber particle size ranging from 0.075 mm to 4.75 mm can be used to partially substitute the fine aggregates in the production of Rubberized Concrete Blocks (RCBs).

Even though adequate studies have been conducted on the utilization of Copper Slag in pavements as replacement of sand, very limited research works have targeted on the precast interlocking paver blocks with Copper Slag and hence the present study exclusively focuses on investigating the mechanical properties, abrasion resistance and water absorption on precast interlocking paver blocks by the utilization of Copper slag as replacement of sand.

### **3. Materials**

#### *3.1 Cement*

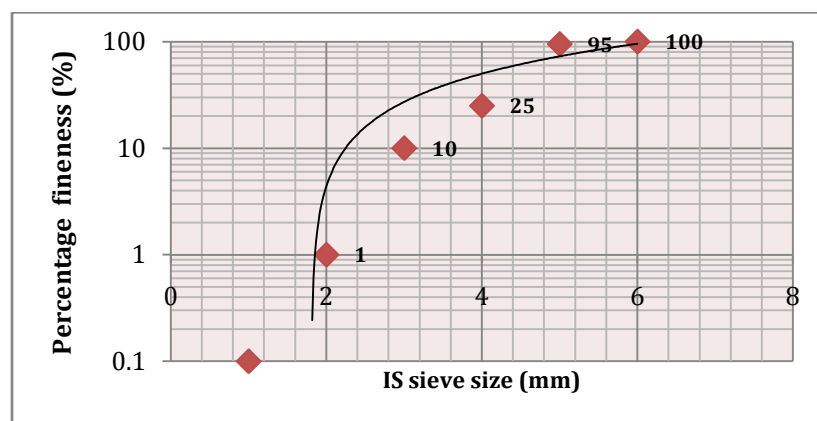
The binder constituent used for the production of paver blocks is Portland Pozzolana Cement with a specific gravity of 2.9.

#### *3.2 Fine aggregate*

River sand is used as fine aggregate with a specific gravity of 2.6 and the gradation of the sand is determined by sieve analysis which conforms to Zone III [21]. Fig. 1 shows the grain size distribution of the fine aggregate plotted for particle size versus percentage finer, which indicates that the sand used for the present study is fine sand.

#### *3.3 Coarse aggregate*

The coarse aggregate from quarry with a specific gravity of 2.6 is used. The size of coarse aggregate to be used for paver blocks should be less than 12.5 mm [23] and in the present study, coarse aggregate of 10 mm is used.



**Fig. 1** Grain size distribution of the fine aggregate

### 3.4 Copper slag

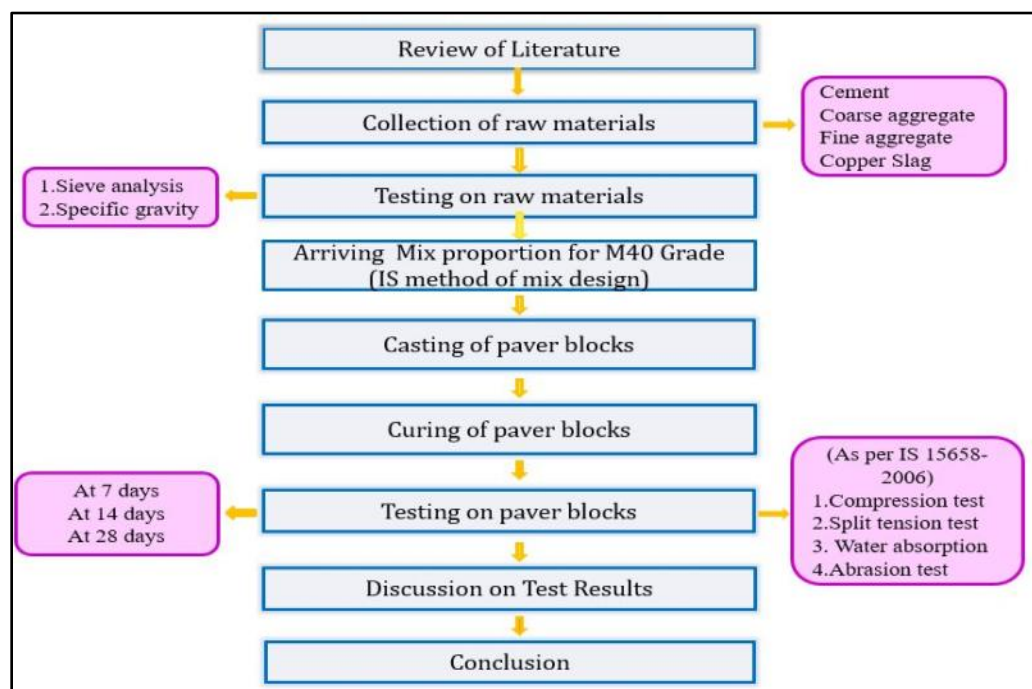
Copper slag is an industrial by-product obtained during the matte smelting and refining of copper. It is an industrial by product abundantly available near copper producing industries having similar physical and chemical properties of sand, considered as an alternative to the river sand [15]. The Specific gravity and water absorption of copper slag is 3.7 and 0.4% respectively. Copper slag when used for construction had proved to increase the workability, compressive strength and flexural strength.

### 3.5 Water

The potable water free from salts is used for material mixing and curing conforming to the requirements of IS:456-2000 [22].

## 4. Experimental programme

The preliminary tests on raw materials are carried out to check the physical properties of the materials used in the constructions of paver blocks. The materials were tested for specific gravity and it was found clear that the materials used in this investigation conforms to the specifications as per the codes. The methodology adopted for the present study is shown in Fig. 2.



**Fig.2**Methodology for the Present study

#### 4.1 Mix Design

The mix proportion is arrived for M40 grade of paver block using a w/c ratio of 0.45 as per IS:10262-2019 method of mix design [24]. The Mix proportion for M40 grade paver block is shown in Table 1. The specimens are cast by replacing fine aggregate with 10%, 20% & 30% of copper slag. Control specimen, replacement of fine aggregate with 10%, 20% & 30% of copper slag specimens are designated as NS, CS10, CS20 and CS30 respectively.

**Table 1**  
Mix proportion for M40 Grade

Grade of Paver Block			M40
Materials	Cement	Fine Aggregate	Coarse Aggregate
Mix-ratio	1	1.19	1.34

#### 4.2. Unipavers

Block paving is one of the most prominent flexible pavement surfacing options, widely used for exterior pavement applications. Interlocking Pavers are available in different sizes, shapes, colours, textures and patterns. In the present study, the paver blocks selected is Unipaver (Zig-Zag shaped). Unipavers are typically used as a decorative solution of creating a pavement. The main benefit of pavers over other materials is that individual paver allows easy replacement without disturbing the other blocks. The length and height of Unipaver mould used in the present study are 260 mm and 80 mm respectively with a plan area of 0.0299 sq. m.

#### 4.3 Specifications for precast Paving blocks

As per IS15658-2006, Paver blocks are generally used in two areas i.e. traffic and non-traffic areas. Non-traffic areas are defined as areas where no vehicular traffic occurs, that cover pedestrians, parking and garden areas, whereas traffic areas cover light to very heavy traffic [11, 123]. The grade designation of the paver blocks is ascertained based on their compressive strength. In the present study, M40 grade is selected for the present investigation which deals with medium traffic applications of City streets, small and medium market roads, low volume roads, utility cuts on arterial roads, etc.

#### 4.4 Specimens for each test

The specimens are cast based on the specimen requirements as per IS 15658 – 2006 [23] and shown in Table 2

**Table 2**  
Specimen Details as per IS 15658 – 2006

Tests on Paver Blocks	Number of Specimens cast
Compression test	24
Split tension test	24
Water absorption test	24
Abrasion resistance test	24
Total number of specimens	96

The requirement of the quantity for casting of the paver block is calculated as per IS 15658:2006 – Precast concrete blocks for paving [23] and IS 10262: 2019 – Concrete mix proportioning code provisions [24]. The Quantity requirement per mould of Unipaver is given in Table 3.

**Table 3**  
Quantity requirement per Unipaver mould

Material	Quantity
Cement	1.02 kg
Coarse aggregate	1.2 kg
Fine aggregate	1.37 kg
Water content	0.42 lit.


The Quantity requirement for paver block specimens of NS, CS10, CS 20 and CS30 are shown in Table 4.

**Table 4**  
Quantity requirement for all paver block specimens



Specimen	Material requirements				
	Cement in kg	Coarse aggregate in kg	Fine Aggregate in kg	Water in lit.	Copper Slag in kg
NS	24.48	28.8	32.88	10.08	-
CS 10	24.48	28.8	30.71	10.08	3.288
CS 20	24.48	28.8	26.30	10.08	6.576
CS 30	24.48	28.8	23.02	10.08	9.864

After arriving the mix proportions as per IS 10262 :2019, the paver blocks of Unipaver shapes are cast as per the sampling requirements of IS 15658: 2006. About 96 specimens are cast for conducting the various tests to assess the mechanical properties, abrasion resistance and water absorption of paver blocks. The casting process of paver blocks is shown in Fig. 3. After the day of casting of specimens, the paver blocks are demoulded and are allowed for curing and further it was used for testing at 7, 14 and 28 days.



**Fig. 3** Casting Process of Paver block specimens (a) Materials for casting specimens (b) Mixing of raw materials (c) Table vibrator for compaction (d) Curing of specimens (e) Paver block specimens before demoulding (f) Paver block specimens after demoulding

## 5. Test results and discussion

The tests of the paver block specimens are carried out to examine the mechanical properties, abrasion resistance and water absorption of paver block for NS, CS10, CS20 and CS30



Specimens. All the tests are carried out in accordance with the codal provisions of IS 15658:2006 [23]. The tests results are discussed below:

- a. Compression test
- b. Split tension test
- c. Water absorption test
- d. Abrasion resistance test

#### 5.1 Compression test

Compression testing is one of the most significant tests used to determine the material's behavior or response under crushing loads and to measure the plastic flow behavior and ductile fracture limits of a material. Each test is carried out for 3 paver block specimens at 7, 14 and 28 days. The paver block specimens are tested at 7, 14 and 28 days. The testing procedure adopted as per IS 15658 – 2006 [23] is described as follows. The blocks are stored for 24 hours in water maintained at a temperature of  $20 \pm 5^\circ\text{C}$ . The bearing plates of the testing machine are wiped clean. The specimens are aligned with those of the bearing plates. The paverblock specimen in the compression testing machine is shown in Fig.4. The load is applied without shock and increased continuously at a rate of  $15 \text{ N/mm}^2/\text{min}$  until no greater load can be sustained by the specimen or delamination occurs. The maximum load applied to the specimen is noted.



**Fig. 4** Compression test on paver block specimen

The Compressive strength is calculated using the equation (1) as per IS 15658 : 2006. For the estimation of the compressive strength, a correction factor (S) of 1.18 is applied for 80 mm paverblock [5,23].

$$\text{Corrected compressive strength} = C \times S$$

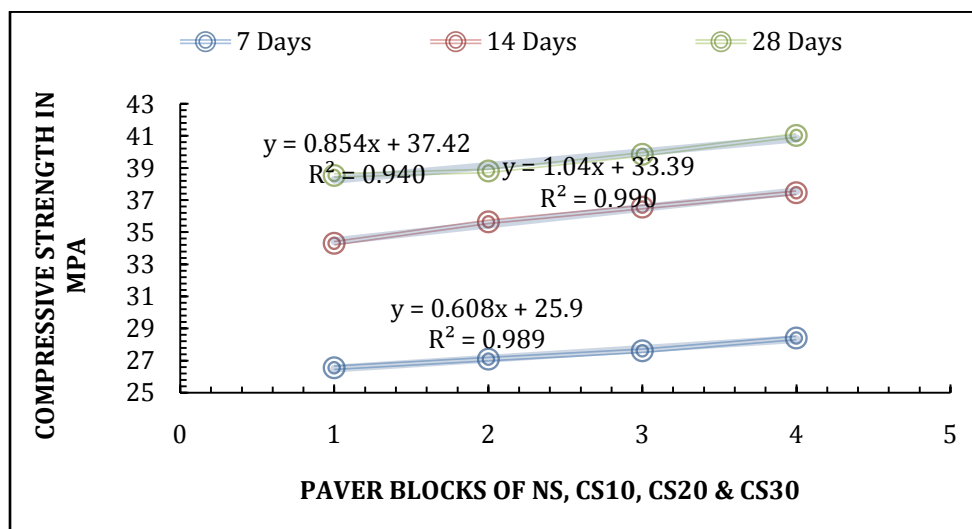
$$\text{Apparent compressive strength (C)} = \frac{\text{Maximum Load in N}}{\text{Plan Area in mm}^2} (1)$$

Where, C- Apparent compressive strength, S - Approximate correction factor for thickness

**Table 5**  
Compression test results

Specimens	Average compressive strength in MPa			Statistics for 28 days testing (MPa)			
	7 Days	14 Days	28 Days	No. of Samples	Mean	Standard Deviation	Variance
NS	26.56	34.31	38.54	3	38.54	4.87	23.73
CS10	27.09	35.64	38.81	3	38.81	5.09	25.91
CS20	27.62	36.56	39.85	3	39.85	3.76	14.17
CS30	28.41	37.47	41.04	3	41.04	6.20	38.47

Paver block strength should be specified in terms of 28 days compressive strength as per IS: 15658-2006 [23]. The test results of compression test are given in Table 5 and comparison of strengths at 7, 14 and 28 days is shown in Fig.5. From Table 5, it is found that the category of CS30 records the highest Compressive strength of 41.04 MPa when compared to other category blocks. The difference in Compressive strength between CS10 and NS, CS20 and CS10, CS30 and CS20 are 0.27 MPa, 1.04 MPa and 1.19 MPa respectively. The percentage increase in the compressive strengths between CS10 & NS at 28 days testing was observed to be 0.34%, that between CS20 & CS10 is found to be 3.29% and between CS30 & CS20 is found to be 6.09%. Therefore, it is confirmed that the compressive strength increases with the increase in the replacement with copper slag. The increase in copper slag replacement of sand increases the concrete strength, which could be due to the interlocking of the angular CS particles [6,19].



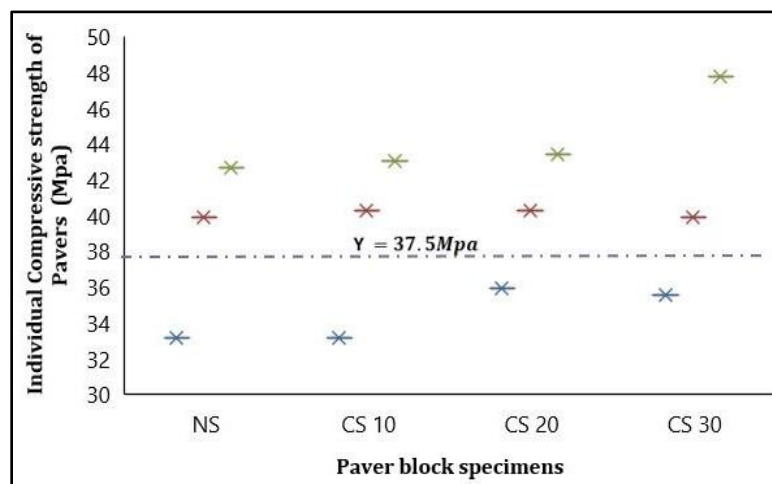
**Fig.5** Comparison of Compression test results at 7,14 & 28 days

As per IS: 15658-2006, individual paver block strength should not be less than 85 percent of the specified strength. The minimum average (specified) strength of paver blocks was determined using the equation (2). The individual paver blocks strength at 28 days was computed as 85% of the minimum average strength and it is highlighted in [Table 6](#). From [Table 6](#), it is noteworthy that the individual paver block strength of NS, CS10, CS20 and CS30 specimens meet out the requirement as per IS15658 – 2006. The individual paver blocks strength at 28 days in comparison with the Minimum average strength is depicted in [Fig.6](#).

$$\text{Minimum average 28 days strength} = f_{ck} + (0.825 * \text{Standard deviation}) \quad (2)$$

**Table 6**  
Individual paver blocks strength at 28 days

Specimens	Individual paver blocks strength at 28 days in Mpa		
NS	33.15	39.85	42.62
CS10	33.15	40.25	43.01
CS20	35.91	40.25	43.41
CS30	35.52	39.86	47.75



**Fig. 6** Comparison of Individual Compressive strength of all paver block specimens with Specified strength

## 5.2 Split tension test

Tensile strength is a key property of concrete because concrete structures are highly susceptible to tensile cracking due different kinds of effects and applied loading itself. However, tensile strength of concrete is very low in compared to its compressive strength. For conducting

split tension test, the specimen kept under curing are taken out and dried in air for about 1 hour and then tested to find the split tensile strength at 7,14 and 28 days using compression testing machine. The splitting apparatus is mounted between loading heads of a compression machine and a paving block is placed within the two semi-circular units, after which the sample is split in two halves under indirect tensile stress[23,9]. The paver block specimen in the compression testing machine for finding the split tensile strength, specimen during and after testing is shown in Fig. 7. Table 7 highlights the split tension test results of all specimens.

The split tensile strength is calculated using the equation (3), the comparison of test results are shown in Fig. 8.

Area of failure,  $S = l \times t$

Tensile splitting strength,  $T = 0.637 \times k \times (P/S)$  (3)

Where, S - Area of the failure, in mm<sup>2</sup> - Mean of two measurements of the failure length, one at the top and one at the bottom of the specimen, in mm , T - Tensile splitting strength in Mpa, P - Failure load.



(a)



(b)(c)

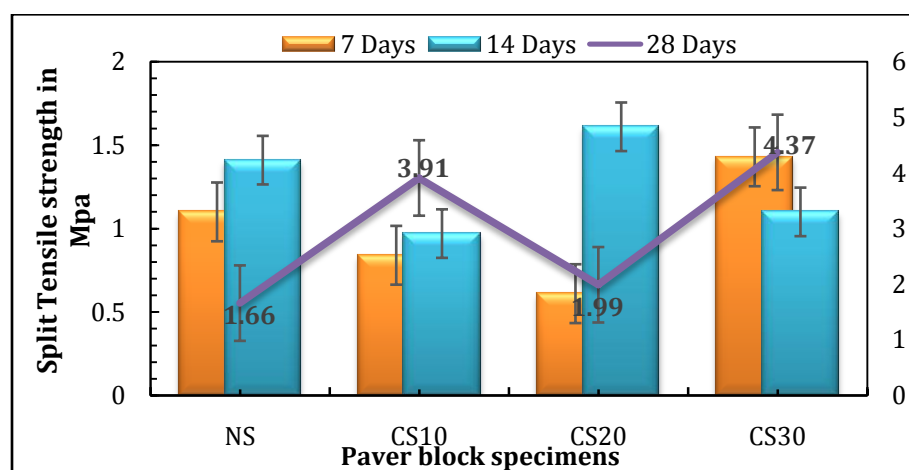


**Fig. 7** Split tension test on paver block specimen (a) Split tension test arrangement on Paver block specimen (b) Split tensile Failure of Specimen (c) Specimen after failure

Fig. 8 depicts the average split tensile strength for paver block at different percentages (10%,20%&30%) at 7,14&28 days and it can be noted that the split tensile strength is found to get increased with addition of copper slag when compared with control specimen.

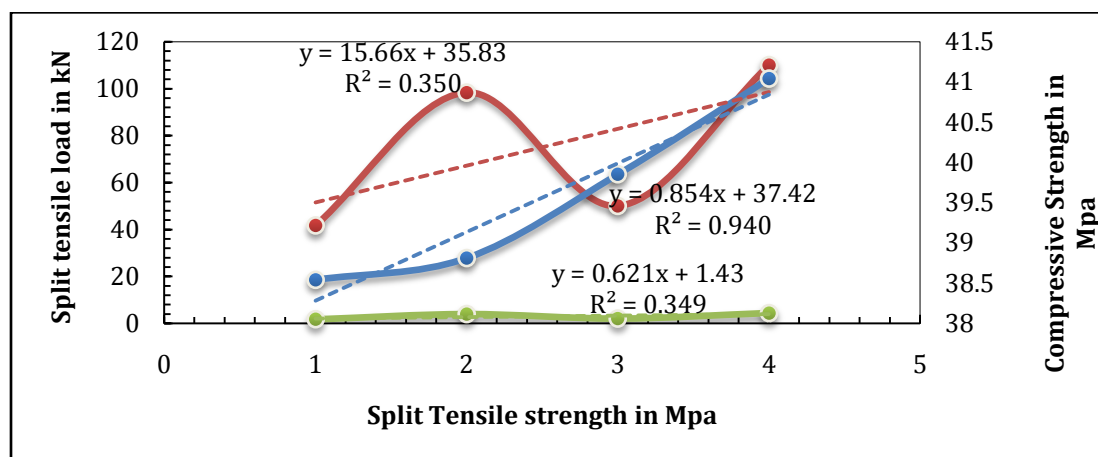
**Table 7**  
Split Tension test results

Specimens	Average Split Tensile strength in MPa			Statistics for 28 days testing in MPa			
	7 Days	14 Days	28 Days	No. of Samples	Mean	Standard Deviation	Variance
NS	1.1	1.41	1.66	3	1.66	0.30	0.09
CS10	0.84	0.97	3.91	3	3.91	0.30	0.09
CS20	0.61	1.61	1.99	3	1.99	0.40	0.16
CS30	1.43	1.1	4.37	3	4.37	0.40	0.16



**Fig.8** Comparison of Split tensile strength results of pavers

The Compressive strength of concrete does not have any direct relationship with Split Tensile strength. But higher compressive strength concrete shows higher tensile strength, but the rate of increase of split tensile strength is of decreasing order[16]. Nevertheless, it was observed that there was a relationship between the compressive strengths and the transverse breaking loads or the tensile splitting strengths of the paving blocks are shown in Fig.9[18].



**Fig.9** Relationship between 28-day compressive strength(MPa), tensile splitting strength (MPa)&Split tensile loads (kN).

### 5.3 Water absorption test

Water absorption gives an idea on the internal structure of the aggregate which helps in determining the pore structure and strength of aggregates. Aggregates having more absorption are more porous in nature and are generally considered unsuitable, until it is found acceptable based on strength, impact and hardness tests. The desired specification of water absorption for 28 days curing as per IS 15658 : 2006 should be less than 7% for individual blocks[23].

The paver block specimens selected as per the sampling procedure as per IS 15658 : 2006. All paver block specimens were completely immersed in water at room temperature for 24 hours. The specimens to be tested are then taken out from water and allowed to drain for 1min by placing them on a coarser wire -mesh. Visible water on the specimens is then removed with a damp cloth. The specimen is immediately weighed and the weight for each specimen is noted ( $W_w$ ). Subsequent to saturation, the specimens are dried in a ventilated oven at 110°C for about 24 hours. The dry weight of each paver block specimen ( $W_d$ ) was recorded. The percentage of water absorption was calculated using the equation (4) and the average percentage of water absorption of NS, CS10, CS20 and CS30 specimens were calculated and shown in Table 8. From Table 8, it is observed that the percentage of water absorption of paving block is noted to be increased for both CS10 and in 4.9% and 2.3%. But the water absorption results of all paver block specimens are found to be within the limits of 7% as per IS 15658 : 2006[23]. The comparison of water absorption test results is shown in Fig. 10.

$$W_{Percent} = \frac{W_w - W_d}{W_d} \times 100 \quad (4)$$

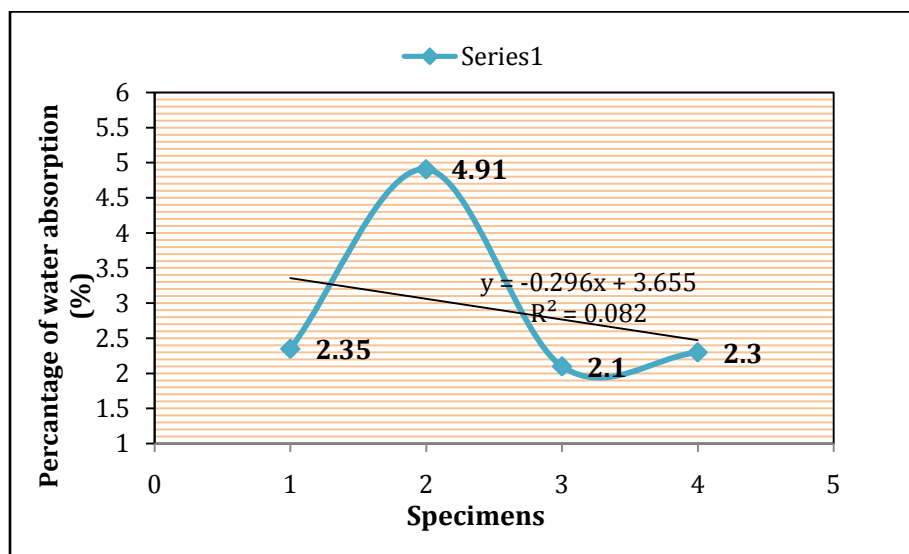
Where,  $W_w$  - Wet weight of paver block,  $W_d$  - Dry weight of paver block.

**Table 8**



### Water absorption of paver blocks

Specimen	Dry weight, $W_d$ in kg	Wet weight, $W_w$ in kg	%Water Absorption	Average water absorption in %
NS	3.985	4.015	0.75	2.35
	4.04	4.2	3.9	
	4.02	4.13	2.4	
CS10	4.08	3.860	5.3	4.91
	3.835	4.105	7.04	
	4.04	4.14	4.91	
CS20	4.205	4.235	2.4	2.1
	4.180	4.320	3.3	
	4.12	4.24	2.9	
CS30	4.260	4.290	1.7	2.3
	4.135	4.265	3.1	
	4.125	4.04	2.06	



**Fig.10** Comparison of Water absorption test results

From [Table 8](#) and [Fig. 10](#), it is noted that the water absorption performance of concrete is closely related to its pore structure, as concrete is innately a porous medium [\[12\]](#) and the physical property of Copper Slag is a glassy structured appearance with very low water absorption [\[13\]](#) and it is evident that as Copper Slag content increases, percentage of water absorption decreases [\[14\]](#).

#### 5.4. Abrasion resistance test

Abrasive resistance of construction materials including mortar and concrete with cement binders is very important for their service life. Due to the movement of traffic, the surface of the

paver blocks will be subjected to wearing action. In order to find the abrasion resistance of the paver block, Dorry's abrasion testing machine was used. The square shaped specimens measuring 70 mm is cut out from the paver block specimens with a height of 40mm and is tested to determine the abrasive wear after allowing 16 cycles with 22 revolutions per cycle through a grinding disc with abrasive powder of 20 g which was placed before each cycle. The paver block specimens for abrasion test and abrasion testing machine are shown in [Fig. 11](#) & [Fig. 12](#). The abrasive resistance test results were tabulated in [Table 9](#). Abrasion wear of paving blocks is also characterized by Compressive strength [7, 8].

[Fig. 13](#) depicts the relationship between the compressive strength and the abrasive wear in terms of loss in volume loss of the paving blocks. From [Fig. 13](#), it is observed that addition of copper slag to the paver blocks increases its wear resistance. The utilization of aggregates having high density and hardness have major influence on the strength and abrasion resistance of concrete [17]. The inclusion of Copper Slag as replacement of fine aggregate having higher density and hardness compared to natural aggregate had directly shown a good improvement in the strength and abrasion resistance of the paver blocks.



**Fig. 11** Paver block Specimens for Abrasion test **Fig. 12** Abrasion test on paver blocks

**Table 9**

Abrasion test results on Paver blocks

Specimen	Loss in Mass of specimen	Density of the specimen	Volume of specimen	Average Loss in Volume of
NS	2.01	$2.7082 \times 10^{-3}$	742.2	742.21
	2.04	$2.7089 \times 10^{-3}$	753.07	

	1.99	$2.721 \times 10^{-3}$	731.35	
<b>CS 10</b>	1.86	$2.8095 \times 10^{-3}$	662.04	659.37
	1.87	$2.8135 \times 10^{-3}$	664.65	
	1.82	$2.7939 \times 10^{-3}$	651.42	
<b>CS 20</b>	1.81	$2.8334 \times 10^{-3}$	638.81	640.3
	1.81	$2.8308 \times 10^{-3}$	639.4	
	1.83	$2.8404 \times 10^{-3}$	644.28	
<b>CS 30</b>	1.79	$2.8759 \times 10^{-3}$	622.41	621.36
	1.77	$2.8791 \times 10^{-3}$	614.78	
	1.8	$2.8713 \times 10^{-3}$	626.89	

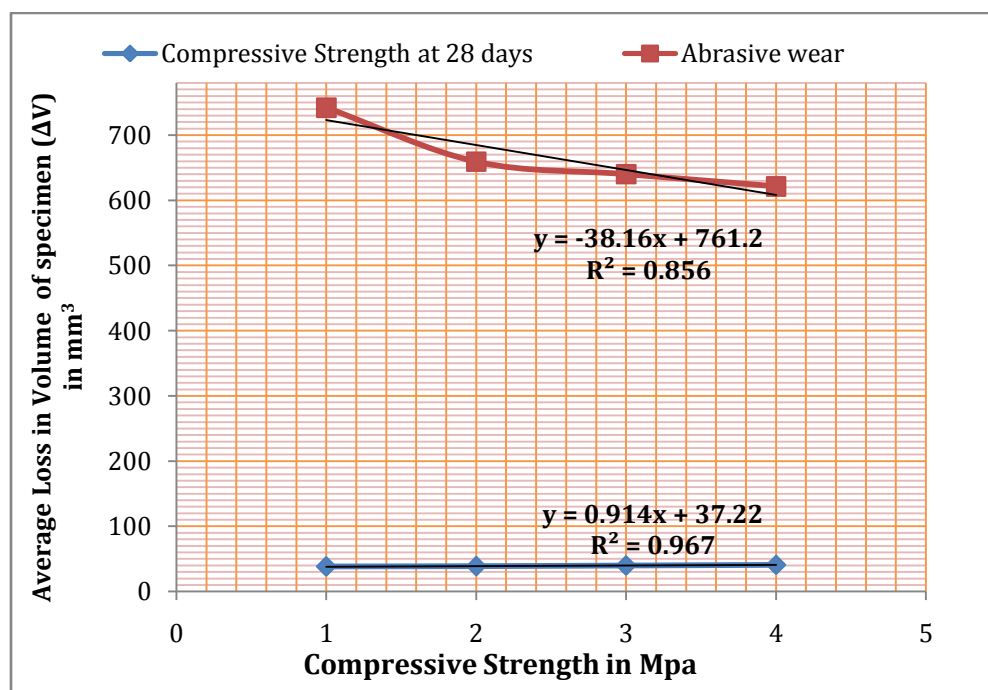


Fig. 13 Relationship between the compressive strength and abrasive wear

## 6. Conclusions

The Civil Engineering construction industry demands the opening the door for alternative materials in replacing sand, as sand sources become scarce and the price of sand is

expected to increase. The present investigation is expected to develop a novel Paver Block with Copper Slag for replacement of sand. Since Copper slag is an economical, established and the most customarily accepted alternative to the natural aggregate, here a study on the influence of Copper Slag in Paver blocks to test the mechanical properties and abrasion resistance of paver blocks are carried out and the following conclusions are drawn from this investigation.

- i) The tests results on compression showed that the strength of paver block specimens for CS specimens when compared to NS is gradually increasing with addition of Copper slag and also the individual paver block strength is also met out with 85% specified strength as per IS 15658 – 2006.
- ii) From the split tension test results, the specimens with 10% and 30% replacement of fine aggregate is found to be increased by 57.67% and 62.62%, but for CS20, the split tensile strength is found to get decreased by 49.47%.
- iii) The water absorption test results are very much remarkable, since all paver block specimens fall below 7% which is the maximum limit as per IS 15658: 2006. This is because of the reason that the Copper Slag is a glassy textured material, with very low water absorption.
- iv) Also the Abrasive resistance of the blocks is strongly influenced by Copper Slag Content, with increase in replacements of CS, the wear loss is found to be decreased.
- v) By the addition of Copper slag, it is evident that the mechanical properties like Compressive strength and Split tensile strength, water absorption and wear resistance has been improved.
- vi) A small increment in cost when compared to standard paver block can increase the characteristic of concrete paver block and life span of paver block and reduces the maintenance.

This study demonstrates that the Copper Slag can be exploited in the production of precast concrete paving blocks which will facilitate to control the waste slag and revitalize the land sustainably. With reference to the results on mechanical properties, paver blocks with Copper Slag can be used in areas for medium traffic applications of City streets, small and medium market roads, low volume roads, utility cuts on arterial roads, etc.

## 7. References

- [1] Jaykumar Soni, Timir Chokshi, Rahul Sharma, Rajesh Gujar, Nidhi Jariwala, J.R. Pitroda, Assessing the Applicability of Fine Copper Slag in Road and Structural Fill Application, Materials Today: Proceedings, 2022, ISSN 2214-7853, <https://doi.org/10.1016/j.matpr.2022.01.058>
- [2] Caijun Shi, Christian Meyer, Ali Behnood, Utilization of copper slag in cement and concrete, Resources, Conservation and Recycling, Volume 52, Issue 10, 2008, Pages 1115-1120, ISSN 0921-3449, <https://doi.org/10.1016/j.resconrec.2008.06.008>

- [3] Sumit Nandi, G.D.R.N. Ransinchung, Performance evaluation and sustainability assessment of precast concrete paver blocks containing coarse and fine RAP fractions: A comprehensive comparative study, *Construction and Building Materials*, Volume 300, 2021, 124042, ISSN 0950-0618, <https://doi.org/10.1016/j.conbuildmat.2021.124042>.
- [4] Sai Rahul D, Sai Vikas Reddy, Tarun N, S.M. Basutkar, Ravikiran S. Wali, M.V. Renukadevi, Influence of brick waste and brick waste fines as fine aggregate on the properties of paver blocks – Preliminary investigation, *Materials Today: Proceedings*, Volume 43, Part 2, 2021, Pages 1496-1502, ISSN 2214-7853, <https://doi.org/10.1016/j.matpr.2020.09.312>.
- [5] Arjun Siva Rathana R.T., Aravinda Sai V, Sunitha V, Mechanical and structural performance evaluation of pervious interlocking paver blocks, *Construction and Building Materials*, Volume 292, 2021, 123438, ISSN 0950-0618, <https://doi.org/10.1016/j.conbuildmat.2021.123438>.
- [6] Ravindra K. Dhir, Jorge de Brito, Raman Mangabhai, Chao Qun Lye, 7 - Use of Copper Slag in Road Pavement Applications, Editor(s): Ravindra K. Dhir, Jorge de Brito, Raman Mangabhai, Chao Qun Lye, *Sustainable Construction Materials: Copper Slag*, Woodhead Publishing, 2017, Pages 247-277, ISBN 9780081009864, <https://doi.org/10.1016/B978-0-08-100986-4.00007-9>.
- [7] Osman Gencel, Cengiz Ozel, Fuat Koksakal, Ertugrul Erdogmus, Gonzalo Martínez-Barrera, Witold Brostow, Properties of concrete paving blocks made with waste marble, *Journal of Cleaner Production*, Volume 21, Issue 1, 2012, Pages 62-70, ISSN 0959-6526, <https://doi.org/10.1016/j.jclepro.2011.08.023>
- [8] S. Agyeman, N.K. Obeng-Ahenkora, S. Assiamah, G. Twumasi, Exploiting recycled plastic waste as an alternative binder for paving blocks production, *Case Studies in Construction Materials*, Volume 11, 2019, e00246, ISSN 2214-5095, <https://doi.org/10.1016/j.cscm.2019.e00246>.
- [9] Bukola Oni, Jun Xia, Mengdi Liu, Mechanical properties of pressure moulded fibre reinforced pervious concrete pavement brick, *Case Studies in Construction Materials*, Volume 13, 2020, e00431, ISSN 2214-5095, <https://doi.org/10.1016/j.cscm.2020.e00431>.
- [10] Laura Moretti, Paola Di Mascio, Giuseppe Loprencipe, Pablo Zoccali, Theoretical analysis of stone pavers in pedestrian areas, *Transportation Research Procedia*, Volume 45, 2020, Pages 169-176, ISSN 2352-1465, <https://doi.org/10.1016/j.trpro.2020.03.004>.
- [11] Gyanendra Kumar, Sandeep Shrivastava, R.C. Gupta, Paver blocks manufactured from construction & demolition waste, *Materials Today: Proceedings*, Volume 27, Part 1, 2020, Pages 311-317, ISSN 2214-7853, <https://doi.org/10.1016/j.matpr.2019.11.039>.
- [12] Saleh H. Alsayed, Mohammad A. Amjad, Strength, Water Absorption and Porosity of Concrete Incorporating Natural and Crushed Aggregate, *Journal of King Saud University - Engineering Sciences*, Volume 8, Issue 1, 1996, Pages 109-119, ISSN 1018-3639, [https://doi.org/10.1016/S1018-3639\(18\)30642-1](https://doi.org/10.1016/S1018-3639(18)30642-1).

- [13] Arunchaitanya Samabangi, Arunakanthi Eluru, Industrial copper waste as a sustainable material in high strength SCC, Cleaner Engineering and Technology, Volume 6, 2022, 100403, ISSN 2666-7908, <https://doi.org/10.1016/j.clet.2022.100403>.
- [14] Khalifa S. Al-Jabri, Makoto Hisada, Salem K. Al-Oraimi, Abdullah H. Al-Saidy, Copper slag as sand replacement for high performance concrete, Cement and Concrete Composites, Volume 31, Issue 7, 2009, Pages 483-488, ISSN 0958-9465, <https://doi.org/10.1016/j.cemconcomp.2009.04.007>.
- [15] Bipra Gorai, R.K. Jana, Premchand, Characteristics and utilisation of copper slag—A review, Resources, Conservation and Recycling, Volume 39, Issue 4, 2003, Pages 299-313, ISSN 0921-3449, [https://doi.org/10.1016/S0921-3449\(02\)00171-4](https://doi.org/10.1016/S0921-3449(02)00171-4).
- [16] Ravindra K. Dhira, Jorge de Brito, Raman Mangabhai, Chao Qun Lye, 4 - Use of Copper Slag as Concrete Sand, Sustainable Construction Materials: Copper Slag, Woodhead Publishing, 2017, Pages 87-163, ISBN 9780081009864, <https://doi.org/10.1016/B978-0-08-100986-4.00004-3>.
- [17] Nabil Hossiney, Hima Kiran Sepuri, Mothi Krishna Mohan, Arjun H R, Santhosh Govindaraju, Jorisa Chyne, Alkali-activated concrete paver blocks made with recycled asphalt pavement (RAP) aggregates, Case Studies in Construction Materials, Volume 12, 2020, e00322, ISSN 2214-5095, <https://doi.org/10.1016/j.cscm.2019.e00322>.
- [18] Chi Sun Poon, Dixon Chan, Paving blocks made with recycled concrete aggregate and crushed clay brick, Construction and Building Materials, Volume 20, Issue 8, 2006, Pages 569-577, ISSN 0950-0618, <https://doi.org/10.1016/j.conbuildmat.2005.01.044>.
- [19] Ruijun Wang, Qi Shi, Yang Li, Zhiliang Cao, Zheng Si, A critical review on the use of copper slag (CS) as a substitute constituent in concrete, Construction and Building Materials, Volume 292, 2021, 123371, ISSN 0950-0618, <https://doi.org/10.1016/j.conbuildmat.2021.123371>.
- [20] R. Bharathi Murugan, C. Natarajan, Shen-En Chen, Material development for a sustainable precast concrete block pavement, Journal of Traffic and Transportation Engineering (English Edition), Volume 3, Issue 5, 2016, Pages 483-491, ISSN 2095-7564, <https://doi.org/10.1016/j.jtte.2016.09.001>.
- [21] IS 383 :2016, Specification for coarse and fine aggregate from natural sources for concrete, Bureau of Indian standards, New Delhi
- [22] IS 456 :2000 Indian standard plain and reinforced concrete, code of practice, Bureau of Indian standards, New Delhi.
- [23] IS 15658 : 2006, Precast concrete blocks for paving – Specification, Bureau of Indian standards, New Delhi.
- [24] IS 10262 : 2019, Concrete mix proportioning guidelines, Bureau of Indian standards, New Delhi.