



## Authentication of Vehicle in Parking Using Flutter and Firebase

<sup>1</sup>Nirbhay Agarwal, <sup>2</sup>Ojaswin Kaushik, <sup>3</sup>Nirpern Sharma, Vijay Kumar Sharma

<sup>1</sup> nirbhay.agarwal.cs.2019@miet.ac.in, <sup>2</sup>ojaswin.kaushik.cs.2019@miet.ac.in, <sup>3</sup>nirpern.sharma.cs.2019@miet.ac.in

<sup>1,2,3</sup> Department of Computer Science and Technology Meerut Institute of engineering and technology, Meerut

---

### Abstract

Traffic congestion and long queues of vehicles is the common sight near parking spaces, which results in wastage of time and burning of fuel because of manual checking done at parking areas. This manual checking has loop holes such as no record of vehicles entering and exiting, no concrete process for authentication of vehicle and authorization of its owner and other security concerns amidst the absence of proper security surveillance. Therefore, designing an android application that is cost-effective and efficient to improve the parking security. The android application is built in Flutter and Firebase for robust architecture. For this application, QR-code scanner technology is used for converting data into two-dimensional format in a compact size by using Flutter qr-code library. The test results comparing the old and new systems Show that there is an increase in efficiency of 62%.

**Keywords** Parking Security Traffic-Congestion Authentication QR-code Cost-effective

---

### Introduction

It is evident that with rising use of technology in the public and private sector, digitalization has become a means to manage and automate tasks that require manual checking. Similarly, the parking system in the university needs to be improvised with a proper management system. For instance, most of the universities rely on manual checking of the vehicles parked in and that revolves on a ticket- collecting system. In this system, a ticket is given to the driver on which the vehicle number is mentioned (of the vehicle that the driver has parked) by the security guard and later while checking out, that ticket serves as assurance for the vehicle and the owner of the vehicle.

There is no guarantee that the man taking out the vehicle from the parking lot is the actual owner of the vehicle. The ticket can be lost by the owner anywhere within or outside the campus.

Since the ticket is made of paper, it is prone to wear and tear along with a lot of paper wastage and littering in the parking lot. There is no data available for the incoming and outgoing vehicles

in the parking lot. Common problems with the parking system are related to security issues and long queue waiting times when exiting the parking lot.

This brings security concerns and needs a robust solution to authenticate the vehicle.

To counter this problem, an android application can be designed where the user can register himself and his vehicle on the application. With the help of this application, the security can verify the owner and the vehicle by scanning the Qr-code of the registered user uniquely generated by the application. With the help of Quick Response Code (Qr-code), we can embed the data in the series of pixels in a square-shaped grid that can help in identifying the vehicles as Qr-codes have the capability to store any numeric, binary data and alphanumeric characters etc.

Using Qr-code it helps us in coming up with a solution at low cost and provides an efficient and fast solution to us.

## **Literature Review**

In this section, some of the background work done on the parking system is discussed. An IoT based solution was proposed to resolve the parking problem. [1] The Smart Parking Management System (SPMS), which is based on IoT and is dependent on Arduino components and Android applications, is proposed in this paper. IR sensors were used to check the availability of empty spaces in the parking area. With the help of Wi-fi module data is sent to the server and the result is displayed on the mobile application with services that lets the user check reservation details. With the help of IoT based technology, availability of parking locations can be spotted easily as the parking system becomes wireless.[2] This paper uses QR code (Quick Response Code) and face identification is done by Histogram of Oriented Gradient (HOG) method. HOG is a feature extraction i.e., used for face identification based upon gradient magnitude with the help of Dlib library. [3] The development and application of a reservation-based smart parking system (RSPS) that enables vehicles to locate available parking spots and pre-register those places is discussed in this paper. Cluster based algorithm is used to get the parking status data timely provided by the sensor networks present in the parking spaces. [4] Another IoT based solution combined with web application and mobile the monitoring of parking space availability, real-time invoice generation, a payment system, and parking management spots are all services served by this application. Other technologies, including a GPS-GSM module, an image processing technique, and others, were also incorporated. [5] Automating parking with a Smart Parking System (SPS) increases efficiency and minimizes waiting time. [6] This paper proposes an online digital parking application with a Quick Response (QR) code to reduce workforce in parking areas and ensure authorization and safety. [7] The demand for vehicles has increased significantly, making it difficult to find an appropriate parking space. The problem can be solved and the payment process made simpler and faster with the aid of a highly developed parking ecosystem. [8] Parking spaces can be reserved in advance and on-the-spot using a smart parking system that uses a Raspberry Pi and an Android app and store user information in a database to reduce traffic congestion.

## Proposed Methodology

### Architecture Design

At first, the user has to install the application on his smartphone and follow the signup flow by providing the user credentials first. The user has to provide their username and password along with other data fields such as college roll number, gender etc. and upload their photograph and click on submit button to register themselves in the Firebase Database. To see the workflow of the signup [7][8].

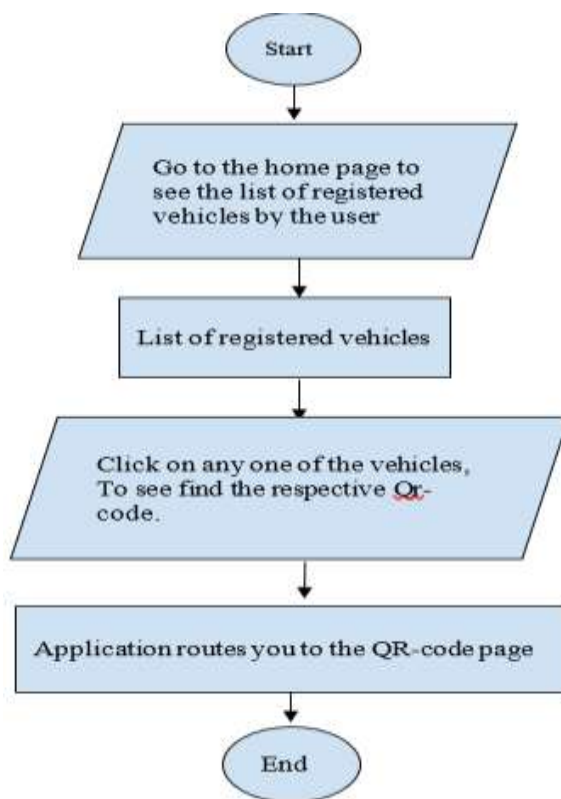


Figure 1 QR Selection

After signing in, the user can log-in into the application by entering the User Id and password. Then the user needs to register their vehicle that they are going to use for commuting. For registration of the vehicle, the user needs to provide the necessary details such as the Vehicle Name, Vehicle Type i.e. bike or scooter, Vehicle Color, Vehicle Number Plate and click on the submit button to register the vehicle in the Firebase Database [9][10][11].

After registration of the vehicle, the user can see the list of registered vehicles on the home page. In order to generate the Qr-code of the vehicle, users can click on any of the registered vehicles and find the Qr-code containing the vehicle information that will be used for authenticating the vehicle and the vehicle's owner. Figure 1 explains the Qr-code flow [12][13][14].

## Implementation of Parking Lot Entry System Design

The system workflow process when the driver has entered a pre-designed parking space. This process is carried out by the driver using a user application as shown in the figure 2. After the user enters the parking space, the attendant can scan parking QR code available at the parking location. However, before scanning the parking QR code, the driver must select the vehicle number plate. When the scanned QR code is not a registered QR code or another QR code, the application will give a notification that the QR code is incorrect else it scans the QR code successfully [15][16].

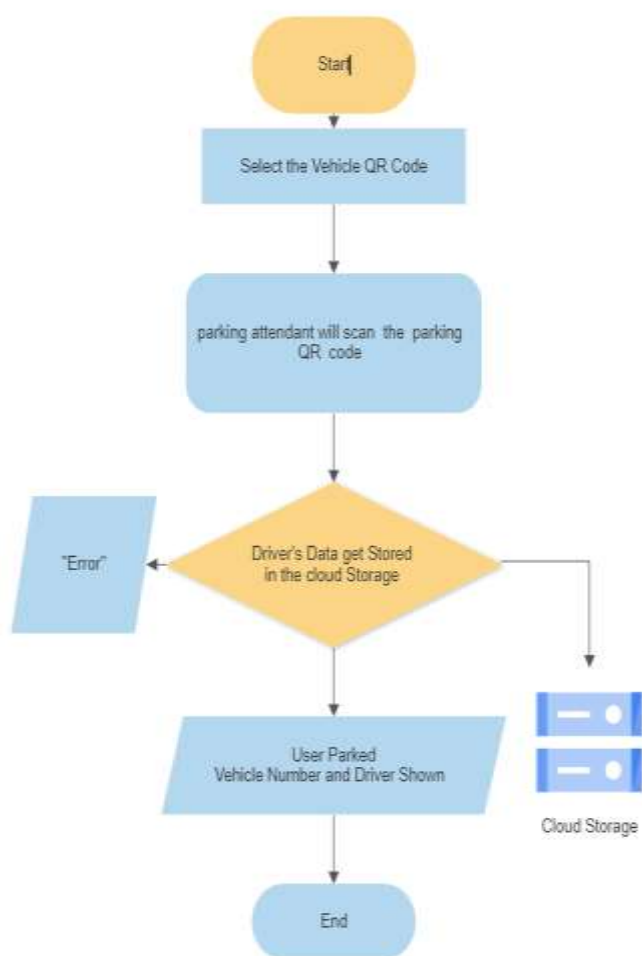


Figure 2 Entry Flow Chart

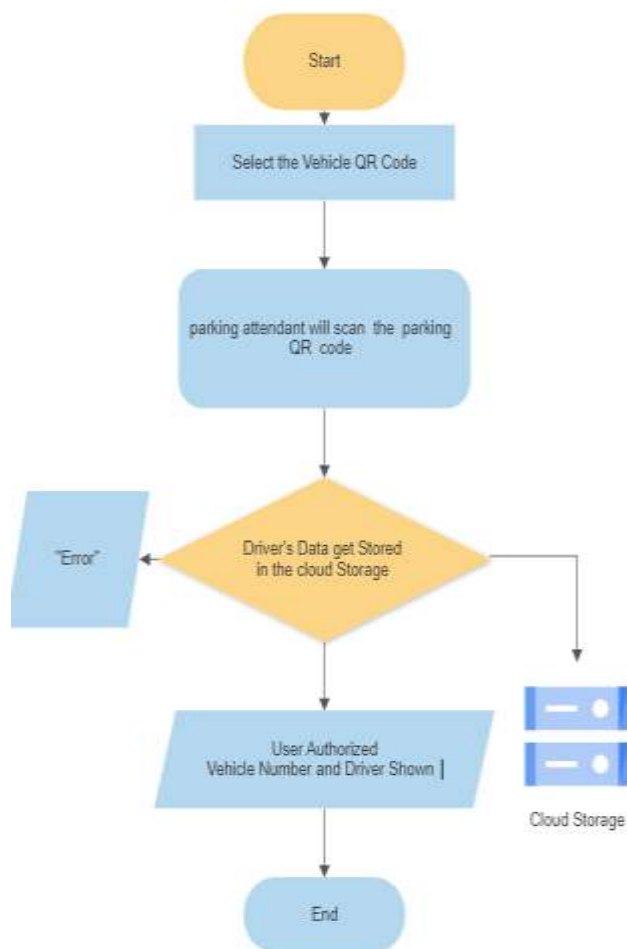


Figure 3 Exit Flow Chart

## **Implementation of Parking Lot Exit System Design**

When the driver leaves the parking lot the process of scanning the vehicle is carried out by the parking attendant as shown in figure 3 through the admin application with an accordingly designed process flow [17][18][19].

The officer can scan the vehicle's QR code that has been affixed to the vehicle, if the vehicle's QR code has not been affixed to the vehicle, the officer can ask the driver to show the QR code through the application. On successful scanning of the QR - code the vehicle number is shown that can be verified by the parking attendant [20][21] [31][32].

### **QRCode**

#### **qr\_code\_scanner (pub.dev)**

A QR code reader plugin that is natively included in Flutter and supports both iOS and Android. The seamless connection makes running the scan in Flutter far more advantageous than doing so in a native Activity or View Controller [22] [33][34].

### **Firestore Services**

#### **Firestore Authentication**

##### **firebase\_auth(pub.dev)**

Firestore Auth enables Android and iOS authentication using passwords, phone numbers, OTP and identity providers like Google, Facebook and Twitter [23].

##### **firebase\_core(pub.dev)**

Connecting to various Firestore apps is made possible through the Flutter plugin for Firestore Core [24] [35].

### **Firestore Firestore**

#### **cloud\_firestore(pub.dev)**

It is a noSQL cloud database which provides live sync and allows offline use on Android and iOS and is available as a Flutter plugin [25] [31].

## **Result Screens**

As we can see in the image, the parking attendant scans the QR-code of the specific vehicle. And the vehicle data is stored in the cloud storage. If the driver is parking the vehicle the lot the attendant will see the Parked message on the screen as shown in the image 1 along with vehicle number. If the driver is taking out the vehicle from the lot the attendant will see the User Authorized message on the screen as shown in the image 2 along with vehicle number [26][27].



Image 1 Arrival Interface



Image 2 Departure Interface

As we can see in the image 3, the user can register the vehicle by first clicking on register icon. Then the user has to fill the details of the vehicle like plate number, model and color. After all this the registered vehicle will be visible on the home screen. As shown in image 4(a) the user has to sign in for the application by the user credentials. Image 4(b) shows the sign-up page in which the user can sign up for by providing Username, Email id and password [28][29][30].



Image 3 Vehicle Registration

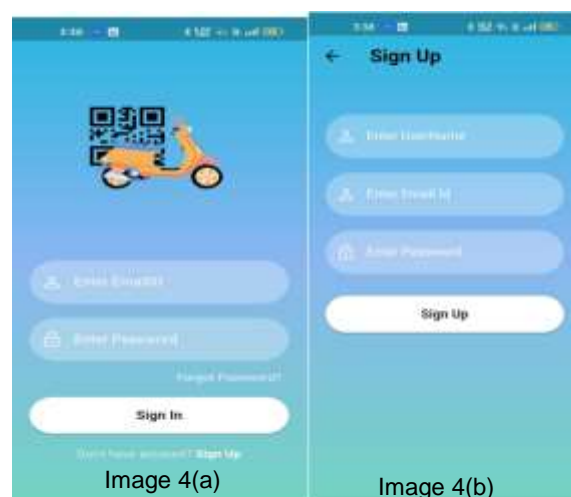


Image 4 Sign in And Sign Up

## Experimental Result Analysis

In Table 1, the data represented is the time of entry and exit of vehicle in parking by Manual Process in seconds. Estimated mean of Entry Time for Manual Process is 174 divided by 15 that is 11.60 seconds and estimated mean of Exit Time for Manual Process is 233 divided by 15 that is 15.53 seconds. In Table 2, the data represented is the time of entry and exit of vehicle in parking by Scanning Qr-code in seconds. Estimated mean of Entry Time for Scanning Qr-code is 68 divided by 15 that is 4.53 seconds and estimated mean of Exit Time for Scanning Qr-code is 87 divided by 15 that is 5.8 seconds.

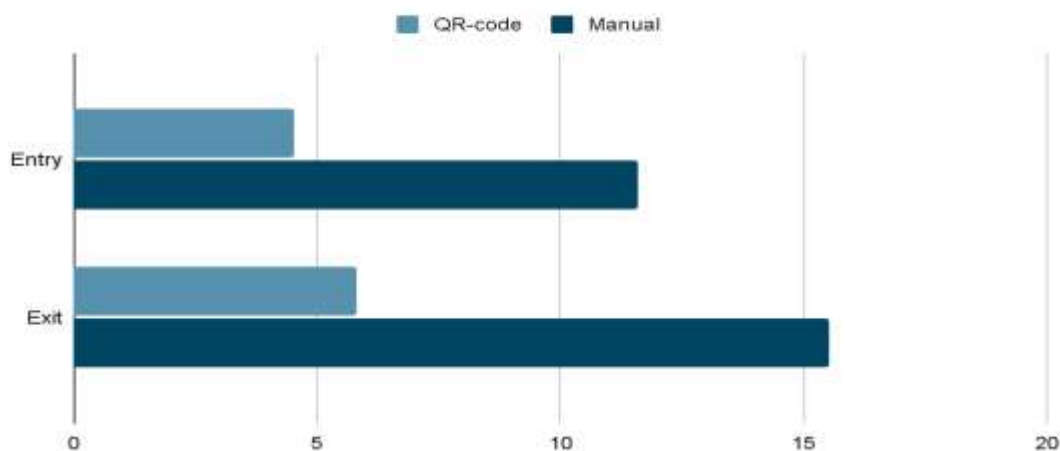
Sno.	Entry	Exit
1	10	14
2	12	17
3	12	14
4	14	16
5	9	16
6	11	15
7	12	15
8	14	17
9	10	14
10	10	15
11	14	15
12	11	17
13	12	16
14	12	17
15	11	15
Total	174	233

Table 1 Old Process

Sno.	Entry	Exit
1	5	5
2	5	7
3	4	5
4	5	5
5	5	6
6	5	7
7	4	6
8	4	6
9	5	7
10	4	5
11	4	7
12	5	5
13	5	5
14	4	5
15	4	6
Total	68	87

Table 2 New Process

### Time Comparison b/w Qr-code and Manual



Graph 1 Comparison between old and new system

As we can see in the above Graph 1 the comparison between QR-code and Manual the new QR system has much better results than manual old system. The absolute difference of total time between the two process is the total time taken by Manual Process (27.19) subtracting it with the total time taken by QR-code Scan (10.33). That would be **16.86 seconds**

The efficiency(%) of the Qr-code is the difference of the two process divided by the total time taken by manual Process and that is **62%**

## **Conclusion**

A college parking application for vehicle authentication and user authorization is implemented and discussed in the research paper. With the help of Quick Response Code (QR-code) provided by the Flutter library i.e. qr-code, the verification of the vehicle and its owner takes place where the data is stored in the Firebase. Efficiency testing showed an increase of **62%** from the old system. For Future, Data Analytics can be applied on the available data where the traffic can be regulated with the real-time data. With the help of Analytical tools, a weekly or monthly report can be generated to regulate the traffic. A payment gateway can be designed to promote cashless transactions.

## **References**

- [1] Amira. A. Elsonbaty and Mahmoud Shams , THE SMART PARKING MANAGEMENT SYSTEM,International Journal of Computer Science and Information Technology (IJCSIT) Vol 12 , No. 4 , August 2020
- [2] Ilham Firman Ashari , Mohamad Idri , M. Anas Nasrulah , Analysis of Combination of Parking System with Face Recognition and QR Code using Histogram of Oriented Gradient Method (Case Study: Institut Teknologi Sumatera) , IT Journal Research and Development (ITJRD) Vol.7, No.1, August 2022
- [3] Vipul, Narayan, and A. K. Daniel. "A novel protocol for detection and optimization of overlapping coverage in wireless sensor network." International Journal of Engineering and Advanced Technology 8.6 (2019): 422-462.
- [4] A. Z. M. Tahmidul Kabir , Al Mamun Mizan , Plabon Kumar Saha , Md. Shajedul Hasan , Mohitosh Pramanik , An IoT Based Intelligent Parking System for the Unutilized Parking Area With Real-Time Monitoring Using Mobile and Web Application , Asian Journal of Convergence in Technology , Volume VII and Issue II ,
- [5] Narayan, Vipul, A. K. Daniel, and Ashok Kumar Rai. "Energy efficient two tier cluster based protocol for wireless sensor network." 2020 international conference on electrical and electronics engineering (ICE3). IEEE, 2020.
- [6] Narayan, Vipul, and A. K. Daniel. "Design consideration and issues in wireless sensor network deployment." (2020): 101-109.



- [7] Vedant Deepak Dokania; Mayur M. Sevak; Dev Dineshkumar Patel; Pratham Shriharsh Barve QR Code Based Smart Parking System 01 September 2020
- [8] Yesha Patel, Preksha Gandhi, Swapnil Shah, Shital Soman Arpan Desai QR Code Scanner Enabled Smart Car Parking System Using Raspberry Pi with Android App Access (CCIS, volume 1214)
- [9] L. Gustiaji, D. Herianto, and Y. M. Hadi, "Studi Optimalisasi Perparkiran Dan Pedestrian Analysis of Combination of Parking System with Face Recognition and QR Code using Histogram of Oriented Gradient Method, Ilham 123 Di Fakultas Teknik Jurusan Teknik Mesin, Teknik Elektro, Teknik Kimia Dan Teknik Geofisika Universitas ...," *J. Rekayasa Sipil Dan ...*, vol. 4, no. 1, pp. 33–42, 2016, [Online]. Available: <http://journal.eng.unila.ac.id/index.php/jrsdd/article/viewFile/344/pdf>.
- [10] A. R. Mazidah, A. Sumarsono, and D. Djumari, "Evaluasi Panjang Antrian Kendaraan Pada Pelayanan Pintu Keluar Parkir Di Hartono Lifestyle Mall Solo Baru," *Matriks Tek. Sipil*, vol. 3, no. 2, p. 485, 2015, [Online]. Available: <https://jurnal.uns.ac.id/matriks/article/view/37204>.
- [11] I. F. Ashari, "Implementation of Cyber-Physical-Social System Based on Service Oriented Architecture in Smart Tourism," *J. Appl. Informatics Comput.*, vol. 4, no. 1, pp. 66–73, 2020, doi: 10.30871/jaic.v4i1.2077.
- [12] I. F. Ashari, A. J. Aryani, and A. M. Ardhi, "DESIGN AND BUILD INVENTORY MANAGEMENT INFORMATION SYSTEM," vol. 9, no. 1, pp. 27–35, 2022.
- [13] A. Norhadi, A. Marzuki, L. Wicaksono, and R. Addetya Yacob, "Studi Debit Aliran pada Sungai Antasan Kelurahan Sungai Andai Banjarmasin Utara," *J. Poros Tek.*, vol. 7, no. 1, pp. 1–53, 2015.
- [14] A. Fernando Sianipar and N. Lutfiani, "Sistem Parkir Berbasis QR Code Pada Perguruan Tinggi Raharja," *Semin. Nas. Multi Disiplin Ilmu*, vol. 1, no. November 2017, pp. 43–54, 2017
- [15] Narayan, Vipul, and A. K. Daniel. "Multi-tier cluster based smart farming using wireless sensor network." 2020 5th international conference on computing, communication and security (ICCCS). IEEE, 2020.
- [16] Narayan, Vipul, and A. K. Daniel. "A novel approach for cluster head selection using trust function in WSN." *Scalable Computing: Practice and Experience* 22.1 (2021): 1-13.
- [17] Narayan, Vipul, and A. K. Daniel. "RBCHS: Region-based cluster head selection protocol in wireless sensor network." *Proceedings of Integrated Intelligence Enable Networks and Computing: IIENC 2020*. Springer Singapore, 2021.
- [18] Narayan, Vipul, and A. K. Daniel. "CHOP: Maximum coverage optimization and resolve hole healing problem using sleep and wake-up technique for WSN." *ADCAIJ: Advances in Distributed Computing and Artificial Intelligence Journal* 11.2 (2022): 159-178.
- [19] Narayan, Vipul, and A. K. Daniel. "CHHP: coverage optimization and hole healing protocol using sleep and wake-up concept for wireless sensor network." *International Journal of System Assurance Engineering and Management* 13.Suppl 1 (2022): 546-556.

- [20] Narayan, Vipul, and A. K. Daniel. "IOT based sensor monitoring system for smart complex and shopping malls." *Mobile Networks and Management: 11th EAI International Conference, MONAMI 2021, Virtual Event, October 27-29, 2021, Proceedings*. Cham: Springer International Publishing, 2022.
- [21] Narayan, Vipul, and A. K. Daniel. "FBCHS: Fuzzy Based Cluster Head Selection Protocol to Enhance Network Lifetime of WSN." *ADCAIJ: Advances in Distributed Computing and Artificial Intelligence Journal* 11.3 (2022): 285-307.
- [22] Narayan, Vipul, and A. K. Daniel. "Energy Efficient Protocol for Lifetime Prediction of Wireless Sensor Network using Multivariate Polynomial Regression Model." *Journal of Scientific & Industrial Research* 81.12 (2022): 1297-1309.
- [23] Tyagi, Lalit Kumar, et al. "Energy Efficient Routing Protocol Using Next Cluster Head Selection Process In Two-Level Hierarchy For Wireless Sensor Network." *Journal of Pharmaceutical Negative Results* (2023): 665-676.
- [24] Narayan, Vipul, et al. "E-Commerce recommendation method based on collaborative filtering technology." *International Journal of Current Engineering and Technology* 7.3 (2017): 974-982.
- [25] Vipul, Narayan, and A. K. Daniel. "A novel protocol for detection and optimization of overlapping coverage in wireless sensor network." *International Journal of Engineering and Advanced Technology* 8.6 (2019): 422-462.
- [26] Narayan, Vipul, et al. "To Implement a Web Page using Thread in Java." (2017).
- [27] Srivastava, Swapnita, and P. K. Singh. "HCIP: Hybrid Short Long History Table-based Cache Instruction Prefetcher." *International Journal of Next-Generation Computing* 13.3 (2022).
- [28] Srivastava, Swapnita, and P. K. Singh. "Proof of Optimality based on Greedy Algorithm for Offline Cache Replacement Algorithm." *International Journal of Next-Generation Computing* 13.3 (2022).
- [29] Srivastava, Swapnita, and P. K. Singh. "Proof of Optimality based on Greedy Algorithm for Offline Cache Replacement Algorithm." *International Journal of Next-Generation Computing* 13.3 (2022).
- [30] Smiti, Puja, Swapnita Srivastava, and Nitin Rakesh. "Video and audio streaming issues in multimedia application." *2018 8th International Conference on Cloud Computing, Data Science & Engineering (Confluence)*. IEEE, 2018.
- [31] Smriti, Puja, Swapnita Srivastava, and Saurabh Singh. "Keyboard invariant biometric authentication." *2018 4th International Conference on Computational Intelligence & Communication Technology (CICT)*. IEEE, 2018.
- [32] Pentiyala, S., Liu, M., & Dreyer, M. (2019). Multi-task networks with universe, group, and task feature learning. *arXiv preprint arXiv:1907.01791*.
- [33] Narayan, Vipul, et al. "Deep Learning Approaches for Human Gait Recognition: A Review." *2023 International Conference on Artificial Intelligence and Smart Communication (AISC)*. IEEE, 2023.

[34] Narayan, Vipul, et al. "FuzzyNet: Medical Image Classification based on GLCM Texture Feature." 2023 International Conference on Artificial Intelligence and Smart Communication (AISC). IEEE, 2023.

[35] Mall, Pawan Kumar, et al. "FuzzyNet-Based Modelling Smart Traffic System in Smart Cities Using Deep Learning Models." Handbook of Research on Data-Driven Mathematical Modeling in Smart Cities. IGI Global, 2023. 76-95.