



Comparative Study on Mutual Funds Performance Evaluation with Reference to Banking Funds

Mr. Chintamani Panda¹, Dr. Umesh Gupta²

¹Scholar- School of business studies, Mats University, Raipur (CG)

Email: chintamanipanda84@gmail.com

²Head-School of Business Studies, Mats University, Raipur (CG)

Email: drumeshgupta@gmail.com

ABSTRACT:

What is occurring for specialists everywhere in the world as well as financial backers is common. Shared financial plans are popular as appropriate investments chosen by buyers since they are medium- to long-term subsidising options. However, some commercial centre rivals argue that the decision of shared reserve financial backers to support the common asset is inconvenient, and this is what determines the common asset assessment. I have concentrated and set up the use of 3 models in the assessment of common asset execution, despite the fact that the venture objectives determine the financial backer's preferences between the types of shared cost range decision stores based on the perspective on the acknowledgment of the guide remains to be analysed. Treynor and Jensen, I. E. Dana Sharpe. A speculative partnership or company called Mutual collects money from speculators, gives advance and purchase orders, and utilises the money to acquire protections from other organisations. These common expenditure plans are quite flexible and can be used to buy, sell, or even recover shares at net resource value. Common cost range get compensation for owning a portion of a business, and this advantage is passed through to part of the customers.

KEYWORDS: Financial , common assets, mutual fund, cost, performance.

INTRODUCTION:

Due to the remarkable challenge for the banks, issue replacement in the twelfth century France revolved upon organising and managing the national organization's endeavours.

Genuine protections began to be replaced by venture capital-related professionals at the assembly variable of the thirteenth century. The parliament in 1335 prevented the dissemination of findings that would have reduced connection saving fees. In the fourteenth century, representatives in Pisa, Verona, Genoa, and Florence started exchanging real protections. This is the most practical gift that the generally sufficient city bestows once again, organised by including the process for the duke to influence the locals in any way. The Italian subsidiary has become more crucial to evaluating equities. The sixteenth century saw a decline in the handling of relations between England and the rest of the world.

There are many protections exchanges inside the overall sense that each is made and the most thriving economy is, with the main market in the division being inside the USA and becoming

a person from the world, as well as Japan, India, China, Canada, Germany (Frankfurt Stock Exchange), France, South Korea, and the Netherlands.

The administration has gained importance in every sector to increase efficiency and decrease presenting costs as business is getting increasingly significant complicated and powerful. In all

organisations today, enormous partnerships are in place. The importance of data in every field has grown, and occasionally the public authority is referred to as an expert.

LITERATURE REVIEW:

Dr. R. Perumal and Gandhi (undated) emphasises evaluating the performance of a select few banks, such as SBI Canara HDFC With the help of the study's various parameters and the technologies used for evaluation, such as sharpe's, Treynor's, and Jenson's ratios, we were able to draw the conclusion that Canara Equity Fund had good results and performances when compared to other funds, and that HDFC Tax Savers from HDFC was the least risky fund. Jenson's Index performance metrics that are favourable.

The factors influencing the purchase of mutual funds by retail investors were examined by Pravitha N. R., Aswathy A. Nair, Arathy B., and Anju (2015). The Indian mutual fund business is growing more quickly, as seen by the growth in the assets under management of various fund companies. Shared store venture is less secure than directly investing resources in stocks, making it a more secure option for risk-averse financial specialists. The findings of the analysis will assist the mutual fund organisation in enhancing their powerless zones with regard to the factors that affect.

Both Public-division supported and Private -area outside funded common assets, according to Deepak Agarwal (2007), appear to have been defeated by S Narayan Rao's (2002) idea of shared resources backed by the government. According to S. Anand and V. Murugaiah's 2003 research, the majority of plans were executed in accordance with hazard-free returns.

According to Mohit Gupta and Navdeep Agarwal (2009), dominating methods for everyday purchases were perceived as powerful.

NEED OF THE STUDY:

- The analysis specifically considered five favourable banking price ranges, including ICICI, Birla sunshine based lifestyles, Sundaram financial contributions, UTI, and Reliance Banking Financial Plan.
- Within the financial sector, expressions of possibility and return are being examined for about five explicit shared cost ranges.

OBJECTIVE OF THE STUDY:

- To decide how the chosen shared asset banking strategy will be financially executed generally.

- To evaluate the overall financial performance of an agreed-upon budget for a gambling facility that has undergone a modification. Imaginary limits are crossed by STJ
- To understand the relationship between selected common funds and the NSE Apik Index.

SCOPE OF THE STUDY:

Professional management, potential returns, diversification, low cost, liquidity, transparency, flexibility, affordability, and well-regulated environments are all desirable.

RESEARCH METHODOLOGY:

a) Method of data collection:

The eight standard asset plans used as an example in this study provide the following insights:

- Five Years of annual returns from five reserves that have been properly settled in the financial sector.
- Annual NAV expenditure
- S&P BSE BANKER cost taken into account while filing (commercial centre return)

b) Tools for Data collection:

Since the information gathered is auxiliary in nature and can be obtained from a variety of sources, there may not be a particular series methodology.

c) Statistical tools for Analysis:

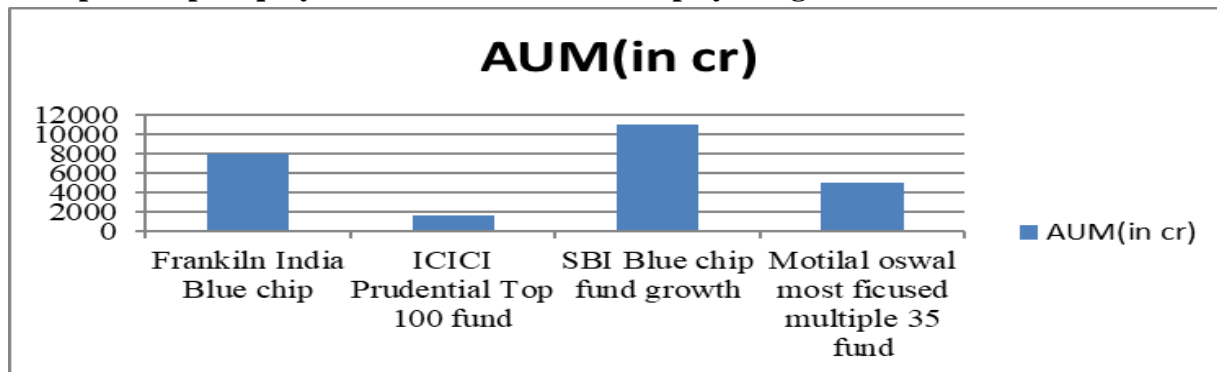
In irregular cases, testing processes are included in the range of tests. Average, wide deviation, and beta

DATA ANALYSIS AND INTREPETATION:

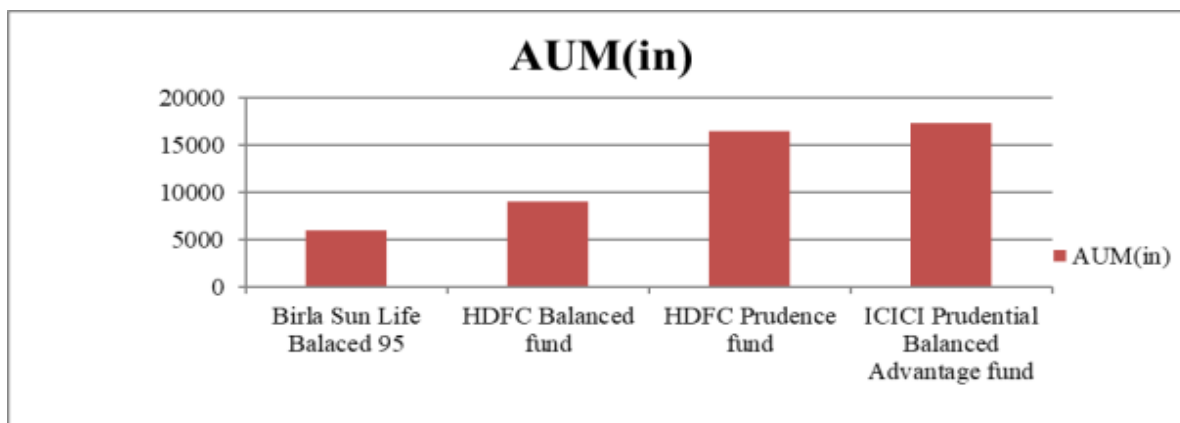
EQUITY FUND SCHEME	BALANCED FUND SCHEME
Franklin India Blue Chip	Balanced Birla Sun Life 95
ICICI Predential 100 fund	Balanced HDFC Fund
SBI Blue chip fund growth	Preduntial fund by HDFC

The 35-fund Motilal Oswal Most Focused Multicap Index	Predential Balanced Advantage Fund by ICICI
---	---

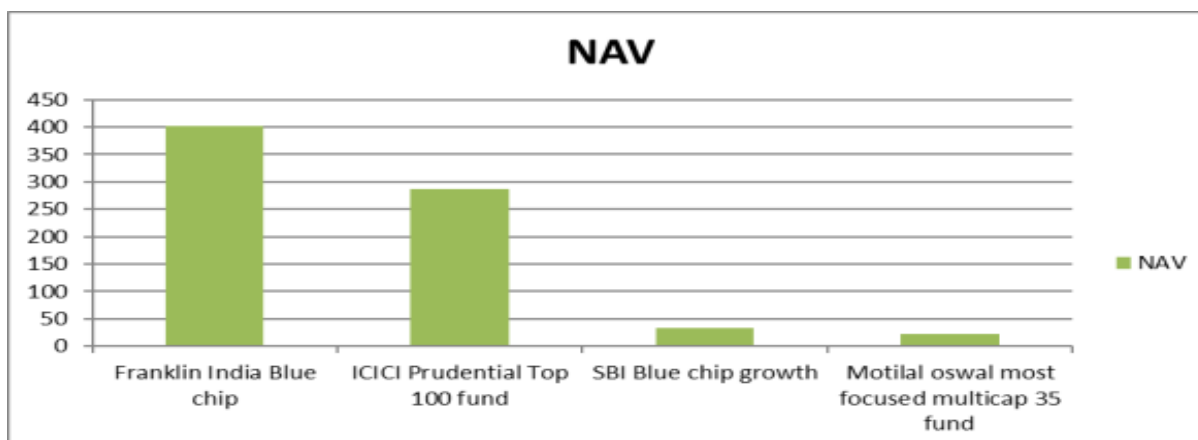
1. Graph of Top 4 equity-based mutual funds are displayed together with their AUMs.



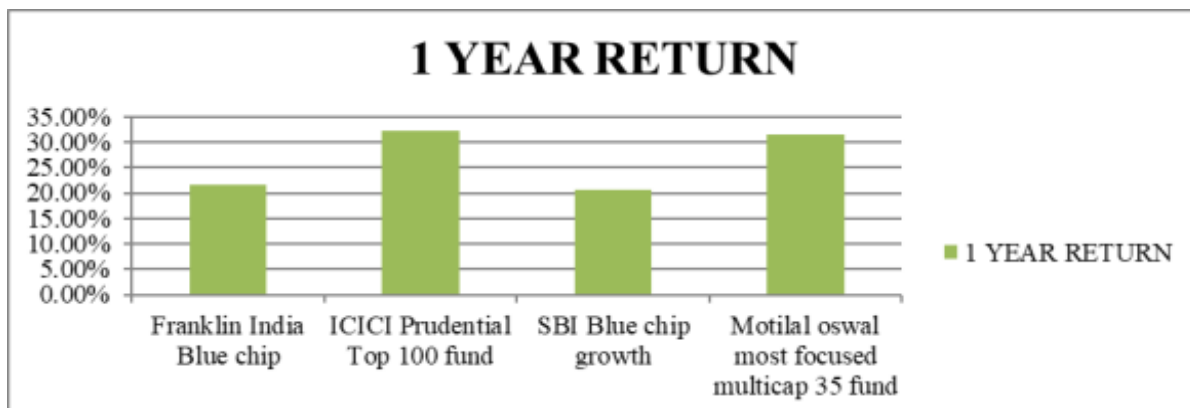
2. Graph of Top 4 balanced funds are displayed together with their respective AUMs.



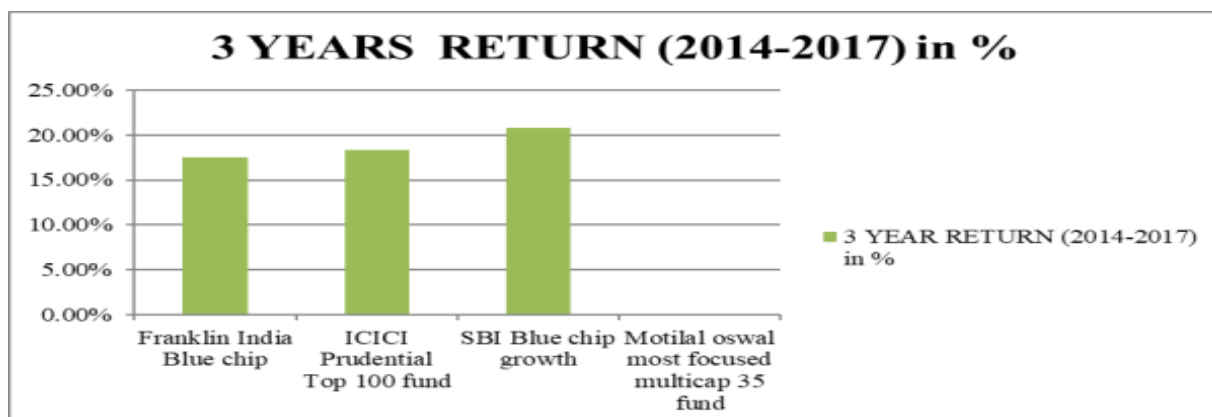
3. Graph displaying the top 4 equity funds' NAVs.



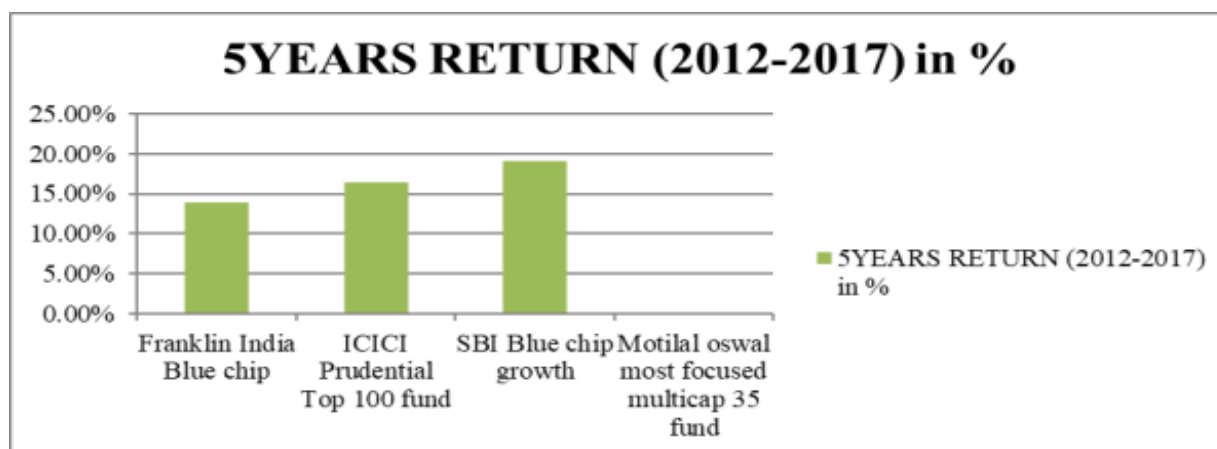
4. Graph displaying the top 4 equities funds' first-year performance.



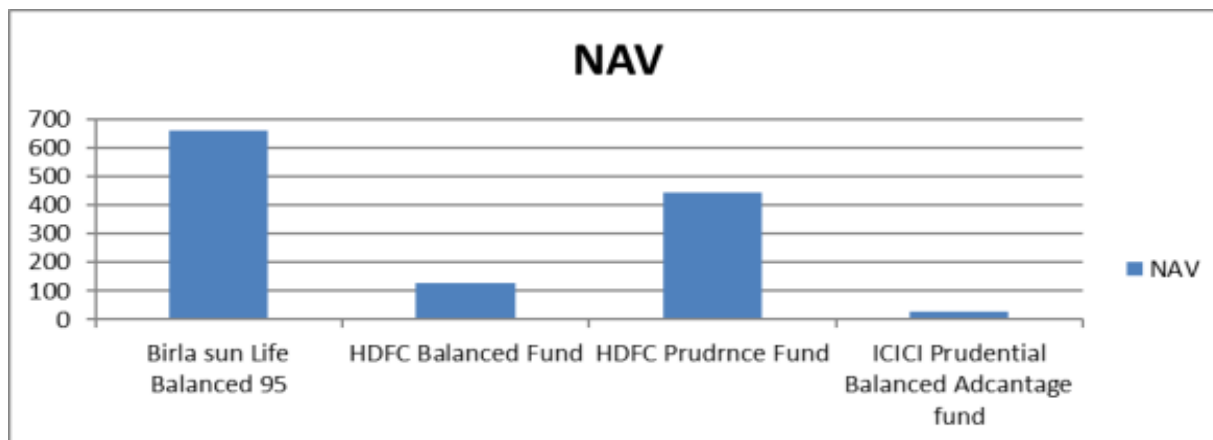
5. Graph showing equity fund plans' three-year performance.



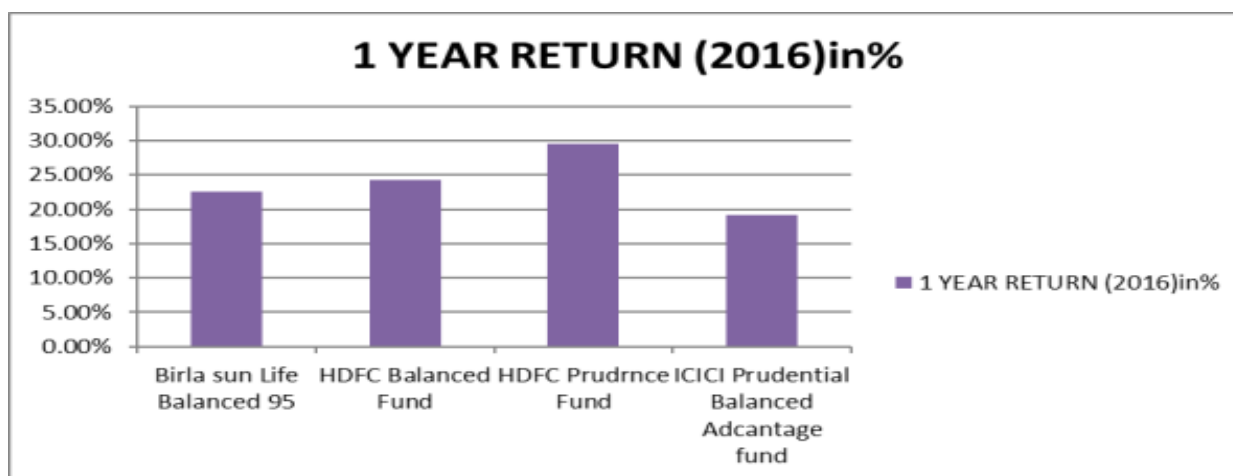
6. Graph illustrating equity fund schemes' 5-year returns.



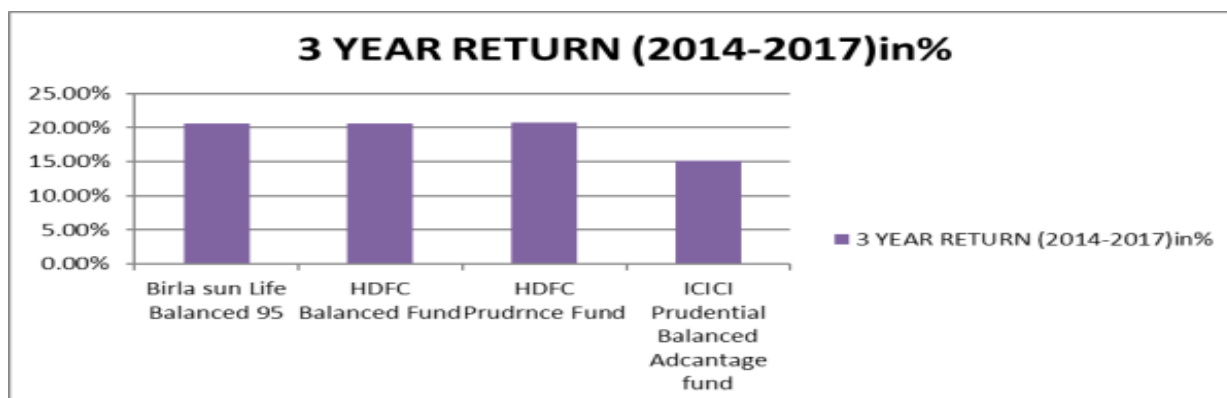
7. Graph Showing NAV and 1 year returns of balanced fund schemes.



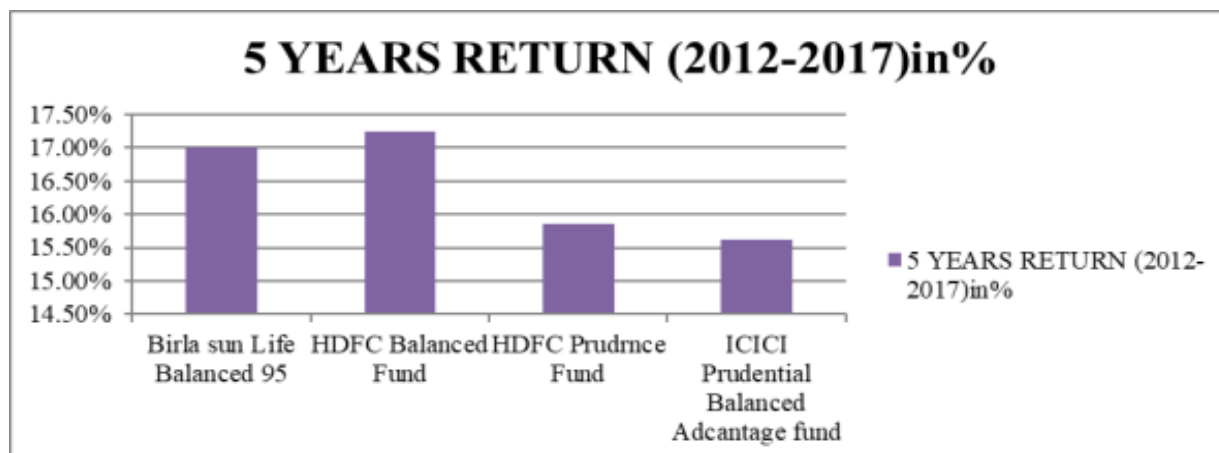
8. Graph showing 1 year return of balanced fund schemes.



9. Graph of Showing 3-year return of fund schemes



10. Graph showing 5-year returns of balanced fund Schemes.



FINDINGS:

- Comparing the assets under management (AUM) of both equities and balanced fund schemes, ICICI Prudential Balanced Advantage Fund has the largest AUM (17,368 crores) of any such plan.
- But in equity schemes, SBI Blue Chip Fund Growth's 10,934 AUM is the highest.
- Birla Sun Life Balanced 95, a balanced plan, has the highest NAV when comparing NAVs, coming in at 658.21.
- While the highest NAV for equity is 402.277, a Franklin India blue chip.
- Considering the schemes' three-year performance, from 2014 to 2017, both equity and balanced schemes, balanced schemes SBI Blue Chip fund Growth is the first balanced strategy, followed by HDFC Prudence Fund and HDFC Balanced Fund, with a respectable growth percentage of 20.78%.
- From the past five years, from 2012 to 2017, SBI Blue Chip Growth has consistently produced returns of 19.10%, followed by HDFC Balanced Fund, a balanced fund, which has produced returns of 17.234%.

With Regard to Returns

- CICI Banking has a 19.374% return on investment. In comparison to other banking funds, Birla Sun Life Banking has a return of 18.97%, while Sundaram Banking Fund has the lowest return at 12.69%; this shows that the fund has not done well;
- UTI Banking has a return of 21.82% and is dependent on the banking sector, yet it has the highest return of 27.88, showing that it has outperformed other banking funds. These are strong investment plans since UTI and Reliance Bank funds have performed well with high returns and high risk, whereas Sundaram Financial Services Fund has not done well with poor returns and high risk.

With Reference to Beta

ICICI Banking has a beta value of 0.789, Birla Sun Life Banking has a beta value of 0.97, Sundaram Banking has a beta value of 0.789, UTI Banking has a beta value of 1.15, and Alliance Banking has a beta value of 1.26. These values indicate that if 1% change leads to 0.778%

change in returns, 0.689% change leads to 0.69%, 0.78% leads to 0.78%, and 1.26% leads to 1.290%.

Considering Return and Risk

The most important details are that ICICI Banking segment fund has a hazard of 488.80, Birla Sun Life banking fund has a hazard of 351.56, Sundaram Financial Administration fund has a hazard of 476.78, UTI Banking store has a hazard of 1035.46, and Reliance Banking has the most elevated hazard with significant yields. The fund is lead above the market benchmarks and if there is 1% increase/decrease of change leads to 1.28% change in return.

REGRESSION RESULTS:

The regression showed that four indicators—GDP, inflation, interest rates, and trade balance—explained 81.796% of the variation in banking fund returns.

CONCLUSION:

Shared assets are becoming the preferred method of long-term investing for speculators. Common funds are among the most popular speculative choices for risk-reduction financial specialists because they provide investors the chance to invest in a broader, well managed portfolio with little to no effort. With the acceleration of home reserve fund growth and the increase of venture through the capital market, this market has shown to be one of the most effective tools for fostering vital capital market development.

Speculators shouldn't invest irrationally in the ventures before reading the organization's financial statements, annual reports, and other documents because, according to SEBI rules, the necessary or applicable information must be disclosed that is crucial for a financial expert to make all relevant decisions. the implementation of cost-cutting measures in retail. These criteria aid in choosing the appropriate venture strategy based on the degree of risk, such as typically safe takers, direct darers, and high darers. Following the relapse, four indicators/marketers—GDP, inflation, interest rates, and balance of payments—explained the 0.818% impact on returns on cash reserves.

SUGGESTIONS:

The most important details are that equity fund schemes are best for young investors who can afford to take some risk, while balanced funds are best for old investors who need moderate returns. A good portfolio selection is essential for successful investment, and growth funds should be invested in times of recession. Reliance and UTI mutual funds are suitable for investors who like to take high risks. ICICI Banking fund is suitable for moderate risk takers, while Sundardam Financial Services fund has less return than risk. Investors must consider economic factors before investing in these funds.

REFERENCES:

1. Babbar S, Sehgal S. Mutual Fund Characteristics and Investment Performance in India. Management and Labour Studies. 2018;43(1-2):1-30. doi:10.1177/0258042X17745183.

2. Khan AH, Agarwal SK (2017) A Study of Investors Perception towards Mutual Funds in the City of Delhi and Meerut. *J Bus Fin Aff* 6: 306. doi: 10.4172/2167- 0234.1000306.
3. Kamboj, Deepika & Jagotra, Shukrant. (2018). An Empirical Study on the Performance of Select Multicap Equity Mutual Funds in India. *MUDRA : Journal of Finance and Accounting*. 4. 10.17492/mudra.v4i02.11451.
4. Rani, G.S., & Hooda, D.V. (2017). Performance Evaluation of Mutual Fund Schemes: A Study of Selected Topper Schemes. *IOSR Journal of Business and Management (IOSR-JBM)* ,Volume 19, Issue 10, PP 01-06.
5. Jeelan BV, Haralayya B, Vibhute NS. A Study on Empirical Analysis of Relationship between FPI and NIFTY Returns. *J Adv Res Acct Fin Mgmt* 2021; 3(2): 3-22
6. Jeelan BV, Haralayya B, Vibhute NS. A Study on Performance Evaluation of Initial Public Offering (IPO). *J Adv Res Pub Poli Admn* 2021; 3(2): 12-26.
7. Jeelan BV, Haralayya B, Vibhute NS. Co-Movement and Integration among Stock Markets: A Study of 10 Countries. *J Adv Res Acct Fin Mgmt* 2021; 3(2): 23-38.
8. Trivedi, Rajesh & Swain, Prafulla & Dash, Manoranjan. (2017). A Study of Investor's Perception Towards Mutual Fund Decision: An Indian Perspective. *International Journal of Economic Research*. 14. 209-19.
9. Mamta and Ojha, Satish Chandra, Performance Evaluation of Mutual Funds: A Study of Selected Equity Diversified Mutual Funds in India (November 2017). *IMPACT: International Journal of Research in Business Management*, Vol. 5, Issue 11, Nov 2017,
10. Rangasamy, Satheesh & Vetrivel, Dr & Athika, M. (2016). A Comparative Study on Performance of Selected Mutual Funds with reference to Indian Context. *Asian Journal of Research in Social Sciences and Humanities*. 6. 96. 10.5958/2249-7315.2016.00106.4.
11. Yang, Ann. (2016). Calendar trading of Taiwan stock market: A study of holidays on trading detachment and interruptions. *Emerging Markets Review*. 28. 10.1016/j.ememar.2016.08.004.
12. Anderson, Seth & Born, Jeffery & Schnusenberg, Oliver. (2010). Closed-End Funds, Exchange-Traded Funds, and Hedge Funds. 10.1007/978-1-4419-0168-2.
13. Bhagyasree, N., & Kishori, B. (2016). A Study on Performance Evaluation of Mutual Funds Schemes in India.
14. Bajracharya, Rajan & Mathema, Rushil. (2017). A Study of Investors' Preference towards Mutual Funds in Kathmandu Metropolitan City, Nepal. *Journal of Advanced Academic Research*. 4. 130. 10.3126/jaar.v4i2.19543.
15. Bhadrappa Haralayya . "Comparative Analysis of Mutual Funds in Geojit Financial Services Ltd Gulbarga" *Iconic Research And Engineering Journals* Volume 5 Issue 9 2022 Page 243-251.
16. Bhadrappa Haralayya , P.S.Aithal , Performance Affecting Factors Of Indian Banking Sector: An Empirical Analysis, *George Washington International Law Review*, Vol.-07 Issue -01, April-June 2021, Page No : 607-621,
17. Bhadrappa Haralayya , P.S.Aithal , Technical Efficiency Affecting Factors In Indian

- Banking Sector: An Empirical Analysis, Turkish Online Journal Of Qualitative Inquiry (Tojqi), Vol.- 12 Issue -03, June 2021, Page No : 603-620,
18. Bhadrappa Haralayya , P.S.Aithal , Implications Of Banking Sector On Economic Development In India, George Washington International Law Review, Vol.- 07 Issue -01, April-June 2021, Page No : 631-642
 19. Bhadrappa Haralayya , P.S.Aithal ,Study On Productive Efficiency Of Banks In Developing Country, International Research Journal Of Humanities And Interdisciplinary Studies ([Www.Irjhis.Com](http://www.Irjhis.Com)) ,Volume: 2, Issue: 5, May 2021, Page No : 184-194.
 20. Bhadrappa Haralayya ; P. S. Aithal . "Study On Model And Camel Analysis Of Banking" Iconic Research And Engineering Journals ,Volume 4 ,Issue 11 ,May 2021 Page 244-259.
 21. Bhadrappa Haralayya And Aithal, P. S.. "Analysis Of Cost Efficiency On Scheduled Commercial Banks In India". International Journal Of Current Research, Volume 13, Issue 06, June 2021, Pp 17718-17725
 22. Bhadrappa Haralayya And P. S. Aithal, "A Study On Structure And Growth Of Banking Industry In India", International Journal Of Research In Engineering, Science And Management ,Volume 4, Issue 5, May 2021,Page No 225–230.
 23. Bhadrappa Haralayya , P.S.Aithal , Implications Of Banking Sector On Economic Development In India, Flusserstudies, Volume 30, June 2021,Page No:1068-1080.
 24. Haralayya B. Importance Of Crm In Banking And Financial Sectors Journal Of Advanced Research In Quality Control And Management 2021, 6(1): 8-9
 25. Haralayya B. How Digital Banking Has Brought Innovative Products And Services To India. Journal Of Advanced Research In Quality Control And Management 2021; 6(1): 16-18
 26. Haralayya B. Top 5 Priorities That Will Shape The Future Of Retail Banking Industry In India. Journal Of Advanced Research In Hr And Organizational Management 2021; 8(1&2): 17-18.
 27. Haralayya B. Millennials And Mobile-Savvy Consumers Are Driving A Huge Shift In The Retail Banking Industry. Journal Of Advanced Research In Operational And Marketing Management 2021; 4(1): 17-19
 28. Haralayya B. Core Banking Technology And Its Top 6 Implementation Challenges. Journal Of Advanced Research In Operational And Marketing Management 2021; 4(1): 25-27
 29. Nitesh S Vibhute ; Dr. Chandrakant B. Jewargi ; Dr. Bhadrappa Haralayya . "Study On Non-Performing Assets Of Public Sector Banks" Iconic Research And Engineering Journals Volume 4, Issue, 12 June 2021, Page 52-61.