



COMPUTATION AND ANALYSIS OF VICINAL DEGREE-BASED TOPOLOGICAL INDICES OF CARBON NANOTUBES

Shivani Sanjay Bishnani¹, Vishu Kumar M¹, Divya L¹, Rekkala Shruthi¹

¹Department of Mathematics, REVA University, Bengaluru, India.

Abstract: In computational chemistry, the characteristics of a molecular compound can be evaluated with the help of a numerical value, known as a topological index. Topological indices are extensively used to study the molecular mechanics in QSAR and QSPR analysis. In this study, we introduced the vicinal degree and vicinal degree-based topological indices such as geometric-arithmetic vicinal index, atom bond connectivity vicinal index, harmonic vicinal index, inverse sum indeg vicinal index, Randić vicinal index, and sum-connectivity vicinal index for planar polyhex zigzag carbon nanotubes, where these carbon nanotubes (CNTs) are nanomaterials with broad applications that are produced on a large scale. Furthermore, we verify the correlation between the general degree-based topological indices and the vicinal degree-based topological indices, and the R code for finding these vicinal topological indices.

MSC: 05C07, 05C10, 92E10, 68R10, 90C35

Key words: Carbon nanotubes, planar polyhex zigzag carbon nanotubes, vicinal degree-based topological indices, R code.

DOI: 10.53555/ecb/2024.13.04.01

1. Introduction:

The structural or physicochemical property of a molecule plays a significant role in chemistry, pharmacology, etc. The study of these molecular compounds in terms of a simple connected planar graph is a branch of graph theory known as chemical graph theory. The vertices of a chemical graph are the atoms of the compounds, and the edges represent the bonds between the atoms, and the hydrogen atoms are often omitted, referred from book by D Bonchev [1]. The degree of the vertex is the number of edges incident with that vertex; on the other hand, the degree of a vertex is the valency of the atom in chemical graph theory.

To study the properties of a chemical compound and predict certain physicochemical properties like boiling point, molecular weight, density, entropy, refractive index, and so forth, a numerical quantity called the topological index can be used. The chemist Harold Wiener created the Wiener index, the most well-known topological descriptor, in 1947 and utilized it to ascertain the physical characteristics of several alkane kinds known as paraffin [2]. This marked the beginning of the study of topological indices in chemistry. Additionally, the mathematical models that can be used to predict the chemical, physical, or biological

aspects of chemical compounds are the quantitative structure-activity relationship (QSAR) and the quantitative structure-property relationship (QSPR) [3].

Researchers have demonstrated that carbon nanotubes (CNTs) can be used for drug and biomolecule transport, tumor imaging, and photothermal therapy. Iijima made the first observation of carbon nanotubes (CNTs) in 1991. CNTs are distinguished by their hollow, nanoscale tubes [4]. CNTs fall into the realm of inorganic chemistry. Based on the number of layers, CNTs can be classified as either single-walled carbon nanotubes (SWCNTs) or multiple-walled carbon nanotubes (MWCNTs). For different topological indices of different structures of nanotubes, we recommend the following articles [5-19]. Both SWCNTs and MWCNTs are popular nanomaterials for commercial applications and widely used in fuel cell designs, photovoltaics, and biomedicine. Depending on how the graphite is rolled up, for these two different basic structures, there are three different possible types of CNTs. Armchair carbon nanotubes, zigzag carbon nanotubes, and chiral carbon nanotubes are these three varieties of CNTs. For more applications on CNTs, we recommend the following articles [20-24].

2. Preliminaries:

In this paper, we consider only finite, simple, connected graphs. Let G be a graph with vertex set $V(G)$ and edge set $E(G)$. The degree $d_G(v)$ of a vertex v is the number of edges incident with v .

2.1 Vicinal degree of a vertex:

The vicinal degree of a vertex $u \in V(G)$ denoted by $vi(u)$ is defined as,

$$vi(u) = \left(\sum_{u_i \in N(u)} d_G(u_i) \right) - d_G(u) \quad (1)$$

Where $N(u)$ is the open neighbourhood set of vertex u .

2.2 Vicinal topological indices:

We introduced some vicinal degree based topological indices as follows:

Furtula & Vukicevic [25] introduced the geometric-arithmetic index (GA), In this study we have defined its new version called geometric-arithmetic vicinal index as follows:

$$GA_{vi}(G) = \sum_{u_1 u_2 \in E(G)} \frac{2\sqrt{vi(u_1)vi(u_2)}}{vi(u_1) + vi(u_2)} \quad (2)$$

Das, Gutman, & Furtula [26] introduced the atom bond connectivity index (ABC), in this study we have defined its new version called atom bond connectivity vicinal index as follows:

$$ABC_{vi}(G) = \sum_{u_1 u_2 \in E(G)} \sqrt{\frac{vi(u_1) + vi(u_2) - 2}{vi(u_1)vi(u_2)}} \quad (3)$$

Zhong [27] introduced the harmonic index (H), in this study we have defined its new version called harmonic vicinal index as follows:

$$H_{vi}(G) = \sum_{u_1 u_2 \in E(G)} \frac{2}{vi(u_1) + vi(u_2)} \quad (4)$$

Pattabiraman [28] introduced the inverse sum indeg index (ISI), in this study we have defined its new version called inverse sum indeg vicinal index as follows:

$$ISI_{vi}(G) = \sum_{u_1 u_2 \in E(G)} \frac{vi(u_1)vi(u_2)}{vi(u_1) + vi(u_2)} \quad (5)$$

Randić [29] introduced the Randić index (R) in 1975, in this study we have defined its new version called Randić vicinal index as follows:

$$R_{vi}(G) = \sum_{u_1 u_2 \in E(G)} \frac{1}{\sqrt{vi(u_1)vi(u_2)}} \quad (6)$$

Zhou & Trinajstić [30] introduced the sum-connectivity index (SCI) in 2009, in this study we have defined its new version called sum-connectivity vicinal index as follows:

$$SCI_{vi}(G) = \sum_{u_1 u_2 \in E(G)} \frac{1}{\sqrt{vi(u_1) + vi(u_2)}} \quad (7)$$

2.3 Structure of planar polyhex zigzag nanotubes $PTUZC_6[m, n]$:

The planar polyhex zigzag nanotubes $PTUZC_6[m, n]$, where m and n are the number of hexagons in the first row/column of the 2-dimensional lattice as shown in fig.1, where $m, n > 1$.

The total number of vertices and total number of edges of $PTUZC_6[m, n]$ are $2n(2m+1)$ and $6nm + n - m$, respectively. [31]

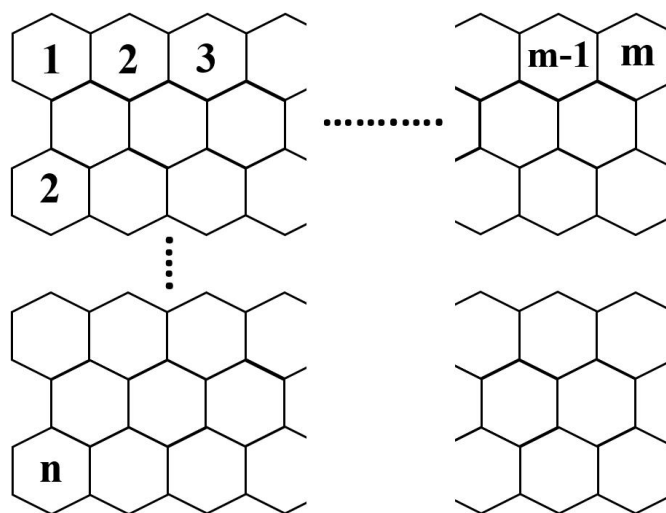


Figure 1. 2-Dimensional lattice of planar polyhex zigzag nanotube $PTUZC_6[m, n]$.

Let G be a graph of planar polyhex zigzag nanotube $PTUZC_6[m, n]$.

Using equation (1), in G there are five types of vertices and nine types of edges based on the vicinal degree as shown in Table 1 and Table 2, respectively. Where,

$$IE_{(i,j)} = \{uv \in E(G) \mid vl(u) = i \ \& \ vl(v) = j\}$$

$$IV_i = \{v \in V(G) \mid vl(v) = i\}$$

$ IV_2 $	$ IV_3 $	$ IV_4 $	$ IV_5 $	$ IV_6 $
4	$4n$	$4m - 6$	$4(n - 1)$	$2(n - 1)(2m - 3)$

Table 1. Vertex partition based on vicinal degree.

$ IE_{(2,3)} $	$ IE_{(3,4)} $	$ IE_{(3,5)} $	$ IE_{(3,3)} $	$ IE_{(4,6)} $	$ IE_{(4,4)} $	$ IE_{(5,6)} $	$ IE_{(5,5)} $	$ IE_{(6,6)} $
8	4	$4(n - 1)$	$2(n - 2)$	$2(m - 1)$	$4(m - 2)$	$4(n - 1)$	$2(n - 1)$	$6mn - 7m - 11n + 11$

Table 2. Edge partition based on vicinal degree.

3. Theorem: Let G be Planar Polyhex zigzag nanotube $PTUZC_6[m, n]$ where $m, n > 1$ then,

1. $GA_{vl}(G) = 6mn - 3m + 0.86n + 3.90$
2. $ABC_{vl}(G) = 3.16mn - 0.09m + 1.39n + 0.56$
3. $H_{vl}(G) = mn + 0.23m + 0.96n + 0.48$
4. $ISI_{vl}(G) = 18nm - 8.20m - 6.59n + 2.25$
5. $R_{vl}(G) = mn + 0.24m + n + 0.52$
6. $SCI_{vl}(G) = 1.73mn + 0.02m + 0.89n + 0.21$

Proof. Let G be the graph $PTUZC_6[m, n]$. Then using Table 1. We deduce,

1. To compute geometric-arithmetic vicinal index of G i.e. $GA_{vi}(G)$ using equation (2) is,

$$\begin{aligned}
 GA_{vi}(G) &= \sum_{u_1 u_2 \in E(G)} \frac{2\sqrt{v(u_1)v(u_2)}}{v(u_1)+v(u_2)} \\
 &= \sum_{IE_{(2,3)}} \frac{2\sqrt{v(u_1)v(u_2)}}{v(u_1)+v(u_2)} + \sum_{IE_{(3,4)}} \frac{2\sqrt{v(u_1)v(u_2)}}{v(u_1)+v(u_2)} + \sum_{IE_{(3,5)}} \frac{2\sqrt{v(u_1)v(u_2)}}{v(u_1)+v(u_2)} + \sum_{IE_{(3,3)}} \frac{2\sqrt{v(u_1)v(u_2)}}{v(u_1)+v(u_2)} + \sum_{IE_{(4,6)}} \frac{2\sqrt{v(u_1)v(u_2)}}{v(u_1)+v(u_2)} \\
 &\quad + \sum_{IE_{(4,4)}} \frac{2\sqrt{v(u_1)v(u_2)}}{v(u_1)+v(u_2)} + \sum_{IE_{(5,6)}} \frac{2\sqrt{v(u_1)v(u_2)}}{v(u_1)+v(u_2)} + \sum_{IE_{(5,5)}} \frac{2\sqrt{v(u_1)v(u_2)}}{v(u_1)+v(u_2)} + \sum_{IE_{(6,6)}} \frac{2\sqrt{v(u_1)v(u_2)}}{v(u_1)+v(u_2)} \\
 &= 8\left(\frac{2\sqrt{2 \times 3}}{2+3}\right) + 4\left(\frac{2\sqrt{3 \times 4}}{3+4}\right) + 4(n-1)\left(\frac{2\sqrt{3 \times 5}}{3+5}\right) + 2(n-2)\left(\frac{2\sqrt{3 \times 3}}{3+3}\right) + 2(m-1)\left(\frac{2\sqrt{4 \times 6}}{4+6}\right) \\
 &\quad + 4(m-2)\left(\frac{2\sqrt{4 \times 4}}{4+4}\right) + 4(n-1)\left(\frac{2\sqrt{5 \times 6}}{5+6}\right) + 2(n-1)\left(\frac{2\sqrt{5 \times 5}}{5+5}\right) + (6mn-7m-11n+12)\left(\frac{2\sqrt{6 \times 6}}{6+6}\right) \\
 &= 13.76 + 9.86(n-1) + 2(n-2) + 4(m-2) + 5(m-2)(n-1) + (m-1)(n-2) \\
 GA_{vi}(G) &= 6mn - 3m + 0.86n + 3.90
 \end{aligned}$$

2. To compute atom bond connectivity vicinal index of a graph G i.e. $ABC_{vi}(G)$ using equation (3) is,

$$\begin{aligned}
 ABC_{vi}(G) &= \sum_{u_1 u_2 \in E(G)} \sqrt{\frac{v(u_1)+v(u_2)-2}{v(u_1)v(u_2)}} \\
 &= \sum_{IE_{(2,3)}} \sqrt{\frac{v(u_1)+v(u_2)-2}{v(u_1)v(u_2)}} + \sum_{IE_{(3,4)}} \sqrt{\frac{v(u_1)+v(u_2)-2}{v(u_1)v(u_2)}} + \sum_{IE_{(3,5)}} \sqrt{\frac{v(u_1)+v(u_2)-2}{v(u_1)v(u_2)}} + \sum_{IE_{(3,3)}} \sqrt{\frac{v(u_1)+v(u_2)-2}{v(u_1)v(u_2)}} + \sum_{IE_{(4,6)}} \sqrt{\frac{v(u_1)+v(u_2)-2}{v(u_1)v(u_2)}} \\
 &\quad + \sum_{IE_{(4,4)}} \sqrt{\frac{v(u_1)+v(u_2)-2}{v(u_1)v(u_2)}} + \sum_{IE_{(5,6)}} \sqrt{\frac{v(u_1)+v(u_2)-2}{v(u_1)v(u_2)}} + \sum_{IE_{(5,5)}} \sqrt{\frac{v(u_1)+v(u_2)-2}{v(u_1)v(u_2)}} + \sum_{IE_{(6,6)}} \sqrt{\frac{v(u_1)+v(u_2)-2}{v(u_1)v(u_2)}} \\
 &= 8\left(\sqrt{\frac{2+3-2}{2 \times 3}}\right) + 4\left(\sqrt{\frac{3+4-2}{3 \times 4}}\right) + 4(n-1)\left(\sqrt{\frac{3+5-2}{3 \times 5}}\right) + 2(n-2)\left(\sqrt{\frac{3+3-2}{3 \times 3}}\right) + 2(m-1)\left(\sqrt{\frac{4+6-2}{4 \times 6}}\right) \\
 &\quad + 4(m-2)\left(\sqrt{\frac{4+4-2}{4 \times 4}}\right) + 4(n-1)\left(\sqrt{\frac{5+6-2}{5 \times 6}}\right) + 2(n-1)\left(\sqrt{\frac{5+5-2}{5 \times 5}}\right) + (6mn-7m-11n+12)\left(\sqrt{\frac{6+6-2}{6 \times 6}}\right) \\
 &= 5.85n - 5.85 + 1.33n - 2.67 + 1.15m - 1.15 + 2.45m - 4.90 + 3.16nm - 3.69m - 5.80n + 6.32 \\
 ABC_{vi}(G) &= 3.16mn - 0.09m + 1.39n + 0.56
 \end{aligned}$$

3. To compute Harmonic vicinal index of a graph G i.e. $H_{vi}(G)$ using equation (4) is,

$$\begin{aligned} H_{vi}(G) &= \sum_{u_1 u_2 \in E(G)} \frac{2}{vi(u_1) + vi(u_2)} \\ &= \sum_{IE_{(2,3)}} \frac{2}{vi(u_1) + vi(u_2)} + \sum_{IE_{(3,4)}} \frac{2}{vi(u_1) + vi(u_2)} + \sum_{IE_{(3,5)}} \frac{2}{vi(u_1) + vi(u_2)} + \sum_{IE_{(3,3)}} \frac{2}{vi(u_1) + vi(u_2)} + \sum_{IE_{(4,6)}} \frac{2}{vi(u_1) + vi(u_2)} \\ &\quad + \sum_{IE_{(4,4)}} \frac{2}{vi(u_1) + vi(u_2)} + \sum_{IE_{(5,6)}} \frac{2}{vi(u_1) + vi(u_2)} + \sum_{IE_{(5,5)}} \frac{2}{vi(u_1) + vi(u_2)} + \sum_{IE_{(6,6)}} \frac{2}{vi(u_1) + vi(u_2)} \\ &= 8\left(\frac{2}{2+3}\right) + 4\left(\frac{2}{3+4}\right) + 4(n-1)\left(\frac{2}{3+5}\right) + 2(n-2)\left(\frac{2}{3+3}\right) + 2(m-1)\left(\frac{2}{4+6}\right) \\ &\quad + 4(m-2)\left(\frac{2}{4+4}\right) + 4(n-1)\left(\frac{2}{5+6}\right) + 2(n-1)\left(\frac{2}{5+5}\right) + (6mn - 7m - 11n + 12)\left(\frac{2}{6+6}\right) \\ &= \left(\frac{117}{55} + \frac{2}{3} - \frac{11}{6}\right)n + \left(\frac{2}{5} + 1 - \frac{7}{6}\right)m + nm + \left(\frac{16}{5} + \frac{8}{7} + 2 - \frac{117}{55} - \frac{4}{3} - \frac{2}{5} - 2\right)n \\ H_{vi}(G) &= mn + 0.23m + 0.96n + 0.48 \end{aligned}$$

4. To compute inverse sum indeg vicinal index of a graph G i.e. $ISI_{vi}(G)$ using equation (5) is,

$$\begin{aligned} ISI_{vi}(G) &= \sum_{u_1 u_2 \in E(G)} \frac{vi(u_1)vi(u_2)}{vi(u_1) + vi(u_2)} \\ &= \sum_{IE_{(2,3)}} \frac{vi(u_1)vi(u_2)}{vi(u_1) + vi(u_2)} + \sum_{IE_{(3,4)}} \frac{vi(u_1)vi(u_2)}{vi(u_1) + vi(u_2)} + \sum_{IE_{(3,5)}} \frac{vi(u_1)vi(u_2)}{vi(u_1) + vi(u_2)} + \sum_{IE_{(3,3)}} \frac{vi(u_1)vi(u_2)}{vi(u_1) + vi(u_2)} + \sum_{IE_{(4,6)}} \frac{vi(u_1)vi(u_2)}{vi(u_1) + vi(u_2)} \\ &\quad + \sum_{IE_{(4,4)}} \frac{vi(u_1)vi(u_2)}{vi(u_1) + vi(u_2)} + \sum_{IE_{(5,6)}} \frac{vi(u_1)vi(u_2)}{vi(u_1) + vi(u_2)} + \sum_{IE_{(5,5)}} \frac{vi(u_1)vi(u_2)}{vi(u_1) + vi(u_2)} + \sum_{IE_{(6,6)}} \frac{vi(u_1)vi(u_2)}{vi(u_1) + vi(u_2)} \\ &= 8\left(\frac{2 \times 3}{2+3}\right) + 4\left(\frac{3 \times 4}{3+4}\right) + 4(n-1)\left(\frac{3 \times 5}{3+5}\right) + 2(n-2)\left(\frac{3 \times 3}{3+3}\right) + 2(m-1)\left(\frac{4 \times 6}{4+6}\right) \\ &\quad + 4(m-2)\left(\frac{4 \times 4}{4+4}\right) + 4(n-1)\left(\frac{5 \times 6}{5+6}\right) + 2(n-1)\left(\frac{5 \times 5}{5+5}\right) + (6mn - 7m - 11n + 12)\left(\frac{6 \times 6}{6+6}\right) \\ &= 16.46 + 23.41n - 23.41 + 3n - 6 + 4.80m - 4.80 + 8m - 16 + 8nm - 21m - 33n + 36 \\ ISI_{vi}(G) &= 18nm - 8.20m - 6.59n + 2.25 \end{aligned}$$

5. To compute Randić vicinal index of a graph G i.e. $R_{vi}(G)$ using equation (6) is,

$$\begin{aligned} R_{vi}(G) &= \sum_{u_1 u_2 \in E(G)} \frac{1}{\sqrt{vi(u_1)vi(u_2)}} \\ &= \sum_{IE_{(2,3)}} \frac{1}{\sqrt{vi(u_1)vi(u_2)}} + \sum_{IE_{(3,4)}} \frac{1}{\sqrt{vi(u_1)vi(u_2)}} + \sum_{IE_{(3,5)}} \frac{1}{\sqrt{vi(u_1)vi(u_2)}} + \sum_{IE_{(3,3)}} \frac{1}{\sqrt{vi(u_1)vi(u_2)}} + \sum_{IE_{(4,6)}} \frac{1}{\sqrt{vi(u_1)vi(u_2)}} \\ &\quad + \sum_{IE_{(4,4)}} \frac{1}{\sqrt{vi(u_1)vi(u_2)}} + \sum_{IE_{(5,6)}} \frac{1}{\sqrt{vi(u_1)vi(u_2)}} + \sum_{IE_{(5,5)}} \frac{1}{\sqrt{vi(u_1)vi(u_2)}} + \sum_{IE_{(6,6)}} \frac{1}{\sqrt{vi(u_1)vi(u_2)}} \end{aligned}$$

$$\begin{aligned}
 &= 8\left(\frac{1}{\sqrt{2 \times 3}}\right) + 4\left(\frac{1}{\sqrt{3 \times 4}}\right) + 4(n-1)\left(\frac{1}{\sqrt{3 \times 5}}\right) + 2(n-2)\left(\frac{1}{\sqrt{3 \times 3}}\right) + 2(m-1)\left(\frac{1}{\sqrt{4 \times 6}}\right) \\
 &\quad + 4(m-2)\left(\frac{1}{\sqrt{4 \times 4}}\right) + 4(n-1)\left(\frac{1}{\sqrt{5 \times 6}}\right) + 2(n-1)\left(\frac{1}{\sqrt{5 \times 5}}\right) + (6mn - 7m - 11n + 12)\left(\frac{1}{\sqrt{6 \times 6}}\right) \\
 &= (2.16 + 0.67 - 1.83)n + (0.41 + 1 - 1.16)m + nm + (4.42 - 2.16 - 1.33 - 0.41 - 2 + 2) \\
 R_{v_i}(G) &= mn + 0.24m + n + 0.52
 \end{aligned}$$

6. To compute sum-Connectivity vicinal index of a graph G i.e. $SCI_{v_i}(G)$ using equation (7) is,

$$\begin{aligned}
 SCI_{v_i}(G) &= \sum_{u_1 u_2 \in E(G)} \frac{1}{\sqrt{v(u_1) + v(u_2)}} \\
 &= \sum_{IE_{(2,3)}} \frac{1}{\sqrt{v(u_1) + v(u_2)}} + \sum_{IE_{(3,4)}} \frac{1}{\sqrt{v(u_1) + v(u_2)}} + \sum_{IE_{(3,5)}} \frac{1}{\sqrt{v(u_1) + v(u_2)}} + \sum_{IE_{(3,3)}} \frac{1}{\sqrt{v(u_1) + v(u_2)}} + \sum_{IE_{(4,6)}} \frac{1}{\sqrt{v(u_1) + v(u_2)}} \\
 &\quad + \sum_{IE_{(4,4)}} \frac{1}{\sqrt{v(u_1) + v(u_2)}} + \sum_{IE_{(5,6)}} \frac{1}{\sqrt{v(u_1) + v(u_2)}} + \sum_{IE_{(5,5)}} \frac{1}{\sqrt{v(u_1) + v(u_2)}} + \sum_{IE_{(6,6)}} \frac{1}{\sqrt{v(u_1) + v(u_2)}} \\
 &= 8\left(\frac{1}{\sqrt{2+3}}\right) + 4\left(\frac{1}{\sqrt{3+4}}\right) + 4(n-1)\left(\frac{1}{\sqrt{3+5}}\right) + 2(n-2)\left(\frac{1}{\sqrt{3+3}}\right) + 2(m-1)\left(\frac{1}{\sqrt{4+6}}\right) \\
 &\quad + 4(m-2)\left(\frac{1}{\sqrt{4+4}}\right) + 4(n-1)\left(\frac{1}{\sqrt{5+6}}\right) + 2(n-1)\left(\frac{1}{\sqrt{5+5}}\right) + (6mn - 7m - 11n + 12)\left(\frac{1}{\sqrt{6+6}}\right) \\
 &= (3.25 + 0.82 - 3.18)n + (0.63 + 1.41 - 2.02)m + 1.73nm + (5.09 - 3.25 - 1.64 - 0.63 - 2.82 + 3.46) \\
 SCI_{v_i}(G) &= 1.73mn + 0.02m + 0.89n + 0.21
 \end{aligned}$$

2.2 Comparison:

Here, we give a numerical and graphical representation of the vicinal topological indices,

Sr.No.	$[m, n]$	GA	GA_{v_i}	ABC	ABC_{v_i}	H	H_{v_i}
1	[2,2]	23.84	23.62	16.64	6.97	9.87	6.86
3	[3,3]	53.68	51.48	37.04	24.06	20.74	13.05
3	[4,4]	95.52	91.34	65.44	47.47	35.61	21.24
4	[5,5]	149.36	143.2	101.84	77.2	54.48	31.43
5	[6,6]	215.2	207.06	146.24	113.25	77.35	43.62
6	[7,7]	293.04	282.92	198.64	155.62	104.22	57.81
7	[8,8]	382.88	370.78	259.04	204.31	135.09	74
8	[9,9]	484.72	470.64	327.44	259.32	169.96	92.19
9	[10,10]	598.56	582.5	403.84	320.65	208.83	112.38
10	[11,12]	791.32	773.22	533.14	424.44	274.63	146.53
11	[13,14]	1091	1068.94	733.94	585.02	376.37	198.91
12	[15,16]	1438.68	1412.66	966.74	770.88	494.11	259.29
13	[17,18]	1834.36	1804.38	1231.54	982.02	627.85	327.67
14	[19,20]	2278.04	2244.1	1528.34	1218.44	777.59	404.05

15	[21,22]	2769.72	2731.82	1857.14	1480.14	943.33	488.43
16	[23,24]	3309.4	3267.54	2217.94	1767.12	1125.07	580.81
17	[25,26]	3897.08	3851.26	2610.74	2079.38	1322.81	681.19
18	[27,28]	4532.76	4482.98	3035.54	2416.92	1536.55	789.57
19	[29,30]	5216.44	5162.7	3492.34	2779.74	1766.29	905.95
20	[32,31]	5946.12	5886.56	3979.74	3166.37	2011.04	1029.6
21	[34,33]	6725.8	6662.28	4500.54	3579.75	2272.78	1161.98
22	[36,35]	7553.48	7486	5053.34	4018.41	2550.52	1302.36
23	[38,37]	8429.16	8357.72	5638.14	4482.35	2844.26	1450.74
24	[40,39]	9352.84	9277.44	6254.94	4971.57	3154	1607.12
25	[42,41]	10324.52	10245.16	6903.74	5486.07	3479.74	1771.5
26	[44,43]	11344.2	11260.88	7584.54	6025.85	3821.48	1943.88
27	[46,45]	12411.88	12324.6	8297.34	6590.91	4179.22	2124.26
28	[48,47]	13527.56	13436.32	9042.14	7181.25	4552.96	2312.64
29	[50,49]	14691.24	14596.04	9818.94	7796.87	4942.7	2509.02
30	[51,53]	16211.84	16114.48	10834.04	8601.78	5452.36	2766.09
31	[54,56]	18137.36	18034.06	12119.24	9620.01	6096.97	3090.66
32	[57,59]	20170.88	20061.64	13476.44	10695.12	6777.58	3433.23
33	[60,62]	22312.4	22197.22	14905.64	11827.11	7494.19	3793.8
34	[60,60]	21590.56	21475.5	14423.84	11445.15	7252.33	3671.88
35	[63,65]	24561.92	24440.8	16406.84	13015.98	8246.8	4172.37
36	[66,68]	26919.44	26792.38	17980.04	14261.73	9035.41	4568.94
37	[69,71]	29384.96	29251.96	19625.24	15564.36	9860.02	4983.51
38	[74,72]	31954.48	31811.82	21339.64	16920.93	10718.65	5414.62
39	[77,75]	34636	34487.4	23128.84	18337.32	11615.26	5865.19
40	[80,78]	37425.52	37270.98	24990.04	19810.59	12547.87	6333.76
41	[83,81]	40323.04	40162.56	26923.24	21340.74	13516.48	6820.33
42	[81,81]	39353.2	39196.56	26276.24	20829	13192.6	6657.87
43	[86,84]	43328.56	43162.14	28928.44	22927.77	14521.09	7324.9
44	[89,87]	46442.08	46269.72	31005.64	24571.68	15561.7	7847.47
45	[90,93]	50208.52	50033.88	33518.54	26561.19	16821.22	8480.46
46	[94,97]	54695.88	54513.32	36512.14	28930.03	18320.7	9233.22
47	[98,100]	58786.32	58595.9	39240.84	31088.93	19687.25	9919.02
48	[101,104]	63010.76	62814.34	42058.94	33318.82	21098.79	10627.55
49	[105,108]	68026.12	67821.78	45404.54	35965.74	22774.27	11468.31
50	[112,109]	73227.48	73009.64	48873.94	38709.37	24510.78	12338.88
51	[116,113]	78626.84	78401.08	52475.54	41558.53	26314.26	13243.64
52	[120,117]	84218.2	83984.52	56205.14	44508.81	28181.74	14180.4
53	[115,115]	79331.76	79107.8	52945.84	41931.1	26550.18	13362.33
54	[121,126]	91461.4	91225.26	61036.74	48332.1	30602.05	15395.27
55	[127,131]	99805.52	99557.56	66602.24	52734.02	33388.34	16792.45
56	[138,132]	109268.6	108999.4	72913.64	57724.05	36546.61	18374.94
57	[145,139]	120901.4	120618.4	80672.44	63860.32	40430.7	20322.27
58	[146,156]	136642	136356.1	91171.24	72166.05	45688.45	22959.82
59	[157,167]	157298.2	156990.5	104947.6	83060.12	52584.02	26415.91
60	[178,168]	179386.5	179038.4	119678	94704.21	59953.69	30106.7

61	[180,179]	193290.4	192937.8	128950.9	102037.8	64595.8	32433.72
62	[182,182]	198715	198358.4	132568.6	104898.4	66406.47	33341.06
63	[181,195]	211754.1	211398.6	141264.8	111776.8	70760.62	35524.31
64	[200,196]	235164.5	234772.5	156876.2	124116.2	78570.41	39434.64

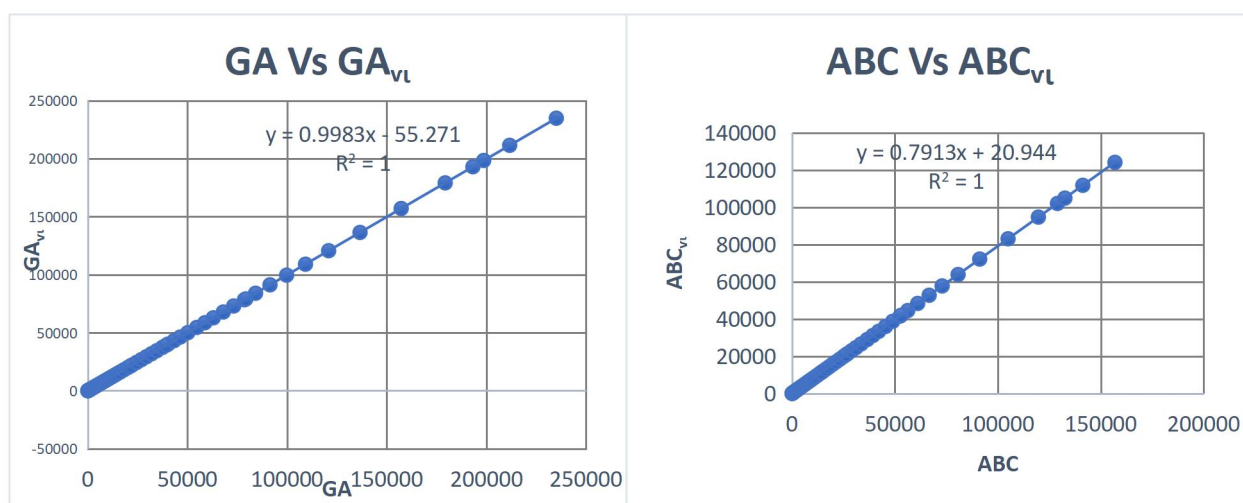
Table 3. Numerical representation of GA , GA_{v_i} , ABC , ABC_{v_i} , H , and H_{v_i}

Sr.No.	$[m, n]$	ISI	ISI_{v_i}	R	R_{v_i}	SCI	SCI_{v_i}
1	[2,2]	29.6	44.67	9.92	7	10.79	8.95
2	[3,3]	71.2	119.88	20.85	13.24	23.48	18.51
3	[4,4]	130.8	231.09	35.78	21.48	41.05	31.53
4	[5,5]	208.4	378.3	54.71	31.72	63.5	48.01
5	[6,6]	304	561.51	77.64	43.96	90.83	67.95
6	[7,7]	417.6	780.72	104.57	58.2	123.04	91.35
7	[8,8]	549.2	1035.93	135.5	74.44	160.13	118.21
8	[9,9]	698.8	1327.14	170.43	92.68	202.1	148.53
9	[10,10]	866.4	1654.35	209.36	112.92	248.95	182.31
10	[11,12]	1150.3	2208.97	275.25	147.16	328.26	239.47
11	[13,14]	1593.5	3079.39	377.11	199.64	451.24	327.79
12	[15,16]	2108.7	4093.81	494.97	260.12	593.74	429.95
13	[17,18]	2695.9	5252.23	628.83	328.6	755.76	545.95
14	[19,20]	3355.1	6554.65	778.69	405.08	937.3	675.79
15	[21,22]	4086.3	8001.07	944.55	489.56	1138.36	819.47
16	[23,24]	4889.5	9591.49	1126.41	582.04	1358.94	976.99
17	[25,26]	5764.7	11325.91	1324.27	682.52	1599.04	1148.35
18	[27,28]	6711.9	13204.33	1538.13	791	1858.66	1333.55
19	[29,30]	7731.1	15226.75	1767.99	907.48	2137.8	1532.59
20	[32,31]	8820.3	17391.56	2012.86	1031.2	2435.47	1744.6
21	[34,33]	9983.5	19701.98	2274.72	1163.68	2753.65	1971.32
22	[36,35]	11218.7	22156.4	2552.58	1304.16	3091.35	2211.88
23	[38,37]	12525.9	24754.82	2846.44	1452.64	3448.57	2466.28
24	[40,39]	13905.1	27497.24	3156.3	1609.12	3825.31	2734.52
25	[42,41]	15356.3	30383.66	3482.16	1773.6	4221.57	3016.6
26	[44,43]	16879.5	33414.08	3824.02	1946.08	4637.35	3312.52
27	[46,45]	18474.7	36588.5	4181.88	2126.56	5072.65	3622.28
28	[48,47]	20141.9	39906.92	4555.74	2315.04	5527.47	3945.88
29	[50,49]	21881.1	43369.34	4945.6	2511.52	6001.81	4283.32
30	[51,53]	24152.6	47888.78	5455.41	2768.76	6621.84	4724.59
31	[54,56]	27031.4	53622.41	6100.2	3093.48	7406.55	5282.65
32	[57,59]	30072.2	59680.04	6780.99	3436.2	8235.18	5871.85
33	[60,62]	33275	66061.67	7497.78	3796.92	9107.73	6492.19
34	[60,60]	32196.4	63914.85	7255.86	3674.92	8813.45	6282.81
35	[63,65]	36639.8	72767.3	8250.57	4175.64	10024.2	7143.67
36	[66,68]	40166.6	79796.93	9039.36	4572.36	10984.59	7826.29
37	[69,71]	43855.4	87150.56	9864.15	4987.08	11988.9	8540.05
38	[74,72]	47702.2	94824.97	10722.96	5418.28	13035.15	9283.21

39	[77,75]	51715	102826.6	11619.75	5869	14127.3	10059.25
40	[80,78]	55889.8	111152.2	12552.54	6337.72	15263.37	10866.43
41	[83,81]	60226.6	119801.9	13521.33	6824.44	16443.36	11704.75
42	[81,81]	58774	116902.3	13197.39	6661.96	16048.58	11424.45
43	[86,84]	64725.4	128775.5	14526.12	7329.16	17667.27	12574.21
44	[89,87]	69386.2	138073.1	15566.91	7851.88	18935.1	13474.81
45	[90,93]	75022.3	149311.4	16826.64	8485.12	20469.17	14564.88
46	[94,97]	81740.7	162716.2	18326.36	9238.08	22296.25	15862.56
47	[98,100]	87865.8	174939.7	19693.12	9924.04	23961.55	17045.17
48	[101,104]	94190.9	187560.7	21104.87	10632.76	25681.52	18266.71
49	[105,108]	101701.3	202549.5	22780.59	11473.72	27723.32	19716.63
50	[112,109]	109493.7	218109.5	24517.34	12344.4	29840.23	21219.3
51	[116,113]	117580.1	234250.4	26321.06	13249.36	32038.19	22779.94
52	[120,117]	125954.5	250967.2	28188.78	14186.32	34314.23	24395.94
53	[115,115]	118634.4	236351.4	26557.01	13368.12	32325.4	22984.11
54	[121,126]	136799.5	272607.7	30609.39	15401.56	37263.28	26490.35
55	[127,131]	149298.8	297563.6	33396.01	16799	40659.52	28901.35
56	[138,132]	163479.4	325888.8	36554.64	18381.64	44510.27	31634.13
57	[145,139]	180906.6	360687.2	40439.15	20329.32	49244.86	34994.97
58	[146,156]	204481	407745	45697.44	22967.56	55652.43	39544.45
59	[157,167]	235430.6	469556.3	52593.67	26424.2	64058.74	45510.85
60	[178,168]	268538.2	535707.5	59964	30115.24	73045.63	51887.21
61	[180,179]	289369.1	577306.6	64606.5	32442.72	78704.31	55903.72
62	[182,182]	297497.6	593542.5	66417.32	33350.2	80911.79	57470.35
63	[181,195]	317030.2	632543	70771.83	35533.96	86218.9	61237.73
64	[200,196]	352123.2	702670.6	78582.22	39444.52	95743.09	67994.65

 Table 4. Numerical representation of ISI , ISI_{vt} , R , R_{vt} , SCI , and SCI_{vt}

To represent the correlation between the vicinal topological indices and the degree based topological indices the data in the above table are represented graphically using the method of least squares as shown in fig.2.



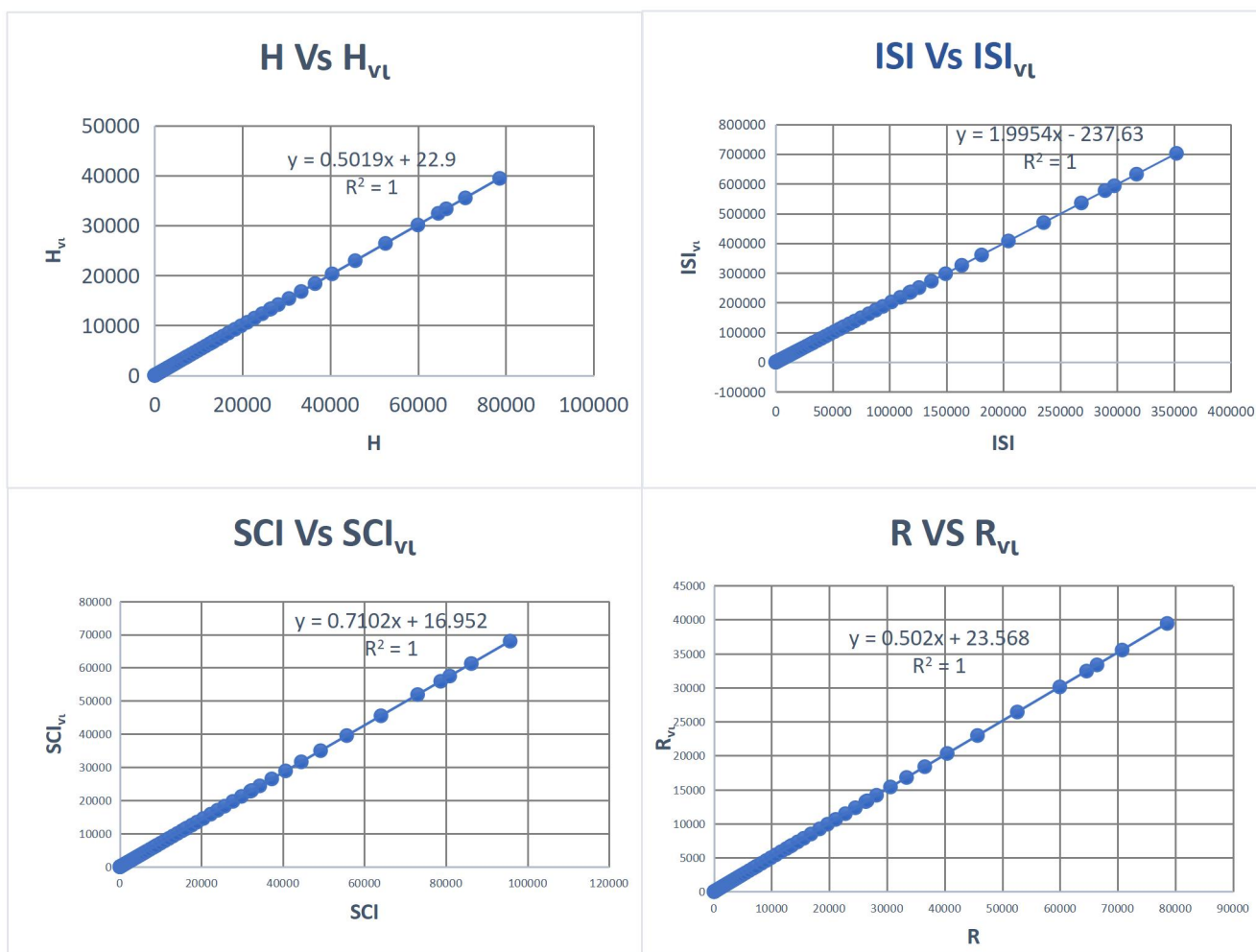


Figure 2. Correlation between the vicinal topological indices and degree based topological indices of $PTUZC_6[m, n]$.

4. R Code:

The R code to find geometric-arithmetic vicinal index, atom bond connectivity vicinal index, harmonic vicinal index, Inverse sum indeg vicinal index, Randić vicinal index, sum connectivity vicinal index where the output will be stored in the excel format by the name of "Topological_indices" after giving the input values of k (list of data required) and m, n

```
# Prompt the user to enter the number of values,
convert it to an integer, and store it in 'k'
```

```
k=as.integer(readline(prompt="Enter the number of
values :"))
```

```
# Initialize two empty vectors 'a' and 'b' to store the
values of 'm' and 'n' respectively
```

```
a=c()
```

```
b=c()
```

```
# Loop 'k' times to collect 'k' pairs of 'm' and 'n'
values from the user
```

```
for (i in seq(1,k)){
```

```
  # Prompt the user to enter the value of 'm', convert
it to an integer, and append it to vector 'a'
```

```
  p=as.integer(readline(prompt="Enter the values of
m: "))
```

```
  if (p==1){
```

```
    print("Enter values of m greater than 1")
```

```
    break
```

```
  }
```

```
  a=append(a,p)
```

```
  # Prompt the user to enter the value of 'n', convert
it to an integer, and append it to vector 'b'
```

```
  q=as.integer(readline(prompt="Enter the values of
n: "))
```

```
  if (q==1){
```

```

print("Enter values of n greater than 1")
break
}
b=append(b,q)
}
# Define a function 'TP_' that calculates the six
topological indices based on 'm' and 'n'
TP=function(m,n){
  GA_vicinal=(0.86*n)-(3*m)+(6*n*m)+(3.90)
  ABC_vicinal=(1.38*n)-(0.09*m)-
(8.25)+(3.16*n*m)
  H_vicinal=(0.96*n)+(0.23*m)+(n*m)+(0.48)
  ISI_vicinal=(18*n*m)-(8.20*m)-(6.59*n)+(2.25)
  R_vicinal=(0.52)+(n*m)+(0.24*m)+(n)
  SCI_vicinal
=(0.89*n)+(0.02*m)+(1.73*n*m)+(0.21)
  # Store the results in a list 'DL'

DL=list(GA_vicinal,ABC_vicinal,H_vicinal,ISI_vi
cinal,R_vicinal,SCI_vicinal)

  # Return the list of topological indices
return(DL)
}
# Call the 'TP' function with vectors 'a' and 'b', and
store the results in 'Topology'
Topology=TP(a,b)
# Create a data frame 'DF' with six columns, each
containing one of the topological indices
DF=data.frame(
  geometric_arithmetic_vicinal_index=Topology[[1]],
  atom_bond_connectivity_vicinal_index=Topology[
[2]],
  harmonic_vicinal_index=Topology[[3]],
  inverse_sum_indeg_vicinal_index=Topology[[4]],
  randic_vicinal_index=Topology[[5]],
  sum_connectivity_vicinal_index=Topology[[6]]
)
# Write the data frame 'DF' to a CSV file named
'Topological_indices.csv'
write.csv(DF,"Topological_indices.csv")

```

5. Conclusion:

Vicinal degree and vicinal degree based topological indices are introduced in this study. By using mathematical derivation, edge partitions approach, and molecular graph analysis, we were able to compute generic formulae for geometric arithmetic vicinal index, atom bond connectivity vicinal index, harmonic vicinal index, inverse sum indeg vicinal index, Randić vicinal index, and sum connectivity vicinal index of planar polyhex zigzag nanotubes. A R code to compute the previously specified topological indices of $PTUZC_6[m, n]$ for any list of m, n has also been made available.

We tabulated the above vicinal based topological indices and geometric arithmetic index, atom bond connectivity index, harmonic index, inverse sum indeg index, Randić index, and sum connectivity index for 64 random

values of m, n . Also, we obtained scattered plots representing the correlation between these above vicinal degree-based topological indices and degree based topological indices, by the method of least square. From the correlation we observed that vicinal topological indices and degree based topological indices mentioned above are highly correlated. Hence, we conclude that the vicinal topological indices are novel topological indices.

In the future, we intend to extend this article to analyze the chemical characteristics of planar polyhex zigzag nanotubes ($PTUZC_6[m, n]$) using vicinal topological indices. Furthermore, we recommend investigating vicinal topological indices on diverse chemical compounds to determine their possible applicability.

6. References:

- [1] B. Danail and D. H. Rouvray (1991). Chemical Graph Theory: Introduction and Fundamentals, CRC Press, Boca Raton, FL, USA.
- [2] N. Trinajstić (1992). Chemical Graph Theory, CRC Press, Boca Raton, FL.
- [3] Paulo, Joel et al. (2021). Chemical Graph Theory for Property Modeling in QSAR and QSPR—Charming QSAR & QSPR, Mathematics
- [4] Iijima S (1991). Helical Microtubules of Graphitic Carbon. *nature* 354 (6348):56.
- [5] Mohammad Reza Farahani (2013). Fifth Geometric-Arithmetic Index of Polyhex Zigzag $TUZC_6[m,n]$ Nanotube and Nanotori, *Journal of Advances in Physics*, 191.
- [6] Sakander Hayata, Shaohui Wang, et al. (2018). Valency-based topological descriptors of chemical networks and their applications, *Applied Mathematical Modelling*, 164–178.
- [7] V.R.Kulli (2019). The (a, b)-Temperature Index of H-Naphtalenic Nanotubes, *Annals of Pure and Applied Mathematics*, 85-90.
- [8] V.R.Kulli (2019). Computation of Some Temperature Indices of $HC_5C_7[p,q]$ Nanotubes, *Annals of Pure and Applied Mathematics*.
- [9] Ye-Jun Ge, Jia-Bao Liu (2019). Analysis of $SC_5C_7[p,q]$ and $NPHX[p,q]$ Nanotubes via Topological Indices, *Journal of Nanomaterials*, 10.
- [10] Yaser A. (2013). Wiener index of $SC_5C_7[p,q]$ nanotubes, *optoelectronics and advanced materials- rapid communications*, 943-946.
- [11] W. Gao, et al. (2016). Electron Energy Studying of Molecular Structures via Forgotten Topological Index Computation, *Journal of Chemistry*, 7.
- [12] Vijayalaxmi Shigehalli, Rachanna Kanabur (2016). Computing degree-based topological indices of polyhex nanotubes, *Journal of Mathematical Nanoscience*, 47–55.
- [13] Ali, Yaser (2009). Computing hyper Wiener and Schultz indices of $TUZC_6[p,q]$ nanotube by Gap program, *Digest Journal of Nanomaterials and Biostructures*, 607 – 611.
- [14] M. C. Shanmukha, A. Usha (2021). Novel Degree-Based Topological Descriptors of Carbon Nanotubes, *Journal of Chemistry*, 15.
- [15] Sakander Hayat and Muhammad Imran (2015). On Degree Based Topological Indices of Certain Nanotubes, *Journal of Computational and Theoretical Nanoscience*.
- [16] Mohammad Reza Farahani (2015). The Generalized Zagreb index of the Armchair Polyhex Nanotubes $TUAC_6[m,n]$, *Global Journal of Chemistry*.
- [17] V. R. Kulli (2021). On second Banhatti-sombor indices, *International Journal of Mathematical*, 11-16.
- [18] Mohammad Reza Farahani (2012). Some Connectivity Indices and Zagreb Index of Polyhex Nanotubes, *Acta Chim. Slov.*, 779–783.
- [19] Mohammad Reza Farahani (2014). Fourth Atom-Bond Connectivity (ABC_4) Index of Nanostructures, *Journal of Scientific Issues*, 567-570.
- [20] Teri Wang Odom, Jin-Lin Huang, et al. (2000). Structure and Electronic Properties of Carbon Nanotubes, *J. Phys. Chem.*, 2794-2809.

- [21] Chengke Zhang¹, Licun Wu, et al. (2021). Carbon Nanotubes: A Summary of Beneficial and Dangerous Aspects of an Increasingly Popular Group of Nanomaterials, *frontiers in oncology*.
- [22] Nigar Anzara, Rahil Hasan, et al. (2020). Carbon nanotube - A review on Synthesis, Properties and plethora of applications in the field of biomedical science, *Sensors International* 1.
- [23] Lu-Chang Qin, (2007). Determination of the chiral indices (n,m) of carbon nanotubes by electron diffraction, *Phys. Chem. Chem. Phys.*, , 31–48.
- [24] N. Saifuddin, A. Z. Raziah, et al. (2013). Carbon Nanotubes: A Review on Structure and Their Interaction with Proteins, *Journal of Chemistry*,18.
- [25] B. Furtula, D. Vukićević (2009). Topological index based on the ratios of geometrical and arithmetical mean of end-vertex degree of edge, *J. Math. Chem*, 1369.
- [26] K. C. Das, I. Gutman, B. Furtula (2012). On atom-bond connectivity index, *Faculty of Sciences and mathematics*, 733-738.
- [27] J. Li and W. C. Shiu, (2014). The harmonic index of a graph, *Rocky Mountain Journal of Mathematics*, vol. 44, pp. 1607–1620.
- [28] K. Pattabiraman, (2018). Inverse sum indeg of graphs, *international general of graphs, International general of graphs and combinatorics*, 155-167.
- [29] I. Gutman, B. Furtula, and V. Katanic (2018). Randic index and information, *International Journal of Graphs and Combinatorics*, vol. 15, pp. 307–312,
- [30] B. Lucic, S. Nikolic, and N. Trinajstic (2008). Sum-connectivity index, *Novel molecular structure Descriptors-Theory and Application*.
- [31] Mohammad Reza Farahani, (2014). Fourth Atom-Bond Connectivity (ABC_4) Index of Nanostructures, *Journal of Scientific Issues*, 567-570.